

Unveiling the Failure of Positive Selection*

Dongkyu Chang[†]

Duk Gyoo Kim[‡]

Wooyoung Lim[§]

June 11, 2025

Abstract

In dynamic screening problems between an uninformed seller and a privately-informed buyer, theory suggests that the presence of the buyer's outside option leads to a significant surplus for the seller. However, this prediction relies on multiple layers of positive selection reasoning. To examine whether participants demonstrate positive selection in their belief updates, we conduct a two-round bargaining experiment with finite price alternatives, which enable us to identify first-, second-, and third-order positive selection reasoning. Few subjects adhere to the equilibrium reasoning, and the majority fail even at the first-order reasoning. Consequently, the seller payoffs fall short of the theoretical benchmark.

Keywords: Positive Selection, Outside Options, Laboratory Experiments

JEL classification numbers: C78, C91, D03

*We are grateful to Yeon-Koo Che, Ilwoo Hwang, Teddy Kim, and Songfa Zhong for their valuable comments and suggestions. We thank participants at the 2023 KEA Allied Conference and the 16th Maastricht Behavioral and Experimental Economics Symposium, and the 5th Annual Workshop of Applied Economics for useful feedback and seminar participants at City University of Hong Kong, Hong Kong University of Science and Technology, Korea Advanced Institute of Science and Technology, and Sogang University for their helpful discussions and comments. Chun Yeung Knowlton Chan provided excellent research assistance. This study is supported by a grant from the Research Grants Council of Hong Kong (Grant No. GRF16506019). The Human Participants Research Panel of HKUST has reviewed and approved the safety measure for this study.

[†]Department of Economics and Finance, City University of Hong Kong. *Email:* donchang@cityu.edu.hk

[‡]School of Economics, Yonsei University. *Email:* kim.dukgyoo@yonsei.ac.kr

[§]Department of Economics, Hong Kong University of Science and Technology. *Email:* wooyoung@ust.hk

1 Introduction

We investigate a bargaining game involving an uninformed seller and a privately informed buyer, where the buyer’s willingness to pay (type) is unknown to the seller. The seller faces the challenge of screening different buyer types over time, a problem known as the dynamic screening problem, without the ability to commit to future prices. Building upon this framework, [Board and Pycia \(2014\)](#)—hereinafter referred to as BP—introduces an outside option for buyers, which could represent an alternative product offered by a third party. Buyers with lower types are more inclined to exercise this outside option and exit the market rather than engage in negotiations with the seller. Consequently, the remaining demand pool primarily consists of higher-type buyers. This *positive selection* emerging among the remaining demand pool motivates the seller to charge a monopoly price that maximizes the expected profit over the prior distribution of buyer types. This pricing strategy expedites the bargaining outcomes, avoiding the delays that often undermine the seller’s profit in the absence of a commitment to future prices ([Coase, 1972](#)). Thus, BP’s theoretical analysis reveals that the introduction of the buyer’s outside option significantly benefits the seller. Notably, this finding remains robust, as even a minuscule positive value for the buyer’s outside option generates qualitatively similar bargaining outcomes.¹

Positive selection serves as a mechanism that allows a monopoly seller in the market to overcome its lack of commitment power and convert a significant portion of consumer surplus into profit. Consequently, BP’s findings have important implications for market design and regulatory policies across various markets, such as durable-good monopolies, sequential auctions, and lemon markets, which are centered around the dynamic screening problem. If the goal of the market designer is to maintain consumer surplus, BP’s results suggest that it is sufficient to prevent buyers from accessing any outside options.² However, this policy implication appears to contradict the conventional wisdom that restricting monopoly power generally fosters market competition and increases consumer surplus. Therefore, it is crucial to empirically validate the existence of positive selection before discussing its policy implications. This justification supports our approach of employing controlled laboratory experiments to obtain empirical evidence.

¹[Catonini \(2022\)](#) further reinforces BP’s findings by proving that the equilibrium strategy is the uniquely strongly rationalizable strategy.

²When there is no outside option available, the bargaining game reverts to the standard dynamic screening problem, where the Coase Conjecture ([Coase, 1972](#)) holds true. In this case, the uninformed seller does not benefit from inter-temporal price discrimination among different buyer types. The remaining buyers at any given price are more likely to be of lower types, leading to a phenomenon known as *negative selection* in the demand pool. In the absence of commitment power, the seller responds by gradually reducing the offering price over time. Anticipating this price decline, even a high-type buyer tends to delay their purchase, prompting the seller to lower the price even in the early stages to encourage any purchase. As a result, the seller effectively charges the lowest price consistently, earning the minimum possible expected profit in equilibrium. The concept of negative selection has been theoretically explored and confirmed by researchers such as [Fudenberg et al. \(1985\)](#) and [Gul et al. \(1986\)](#). In our companion paper ([Chang et al., 2024](#)), we examine the treatment effect of the outside option by comparing environments with and without an outside option.

The primary purpose of our laboratory experiment is to examine whether the experiment participants exhibit positive selection in their belief updates. Our experiment is not merely comparing the predictions of BP with our experimental data: By considering a simple two-round bargaining environment with three discrete types, we can clearly separate out higher-order reasoning from the lower-order ones. Our main interests are to examine the first-, second-, and third-order positive selections. Roughly speaking, the first-order positive selection implies that when a buyer has a low type, he should take the outside option immediately. The second-order positive selection implies that the low- and middle-type buyers do not have an incentive to delay, so the seller believes that in the second round, it is more likely to encounter a high-type buyer. The third-order positive selection implies that the high-type buyer does not have an incentive to delay as well, and the seller, who correctly updates her belief, charges the monopoly price that maximizes the expected earnings of a stage game. It is a natural consequence that no delay occurs if these orders of rationality hold. Our simple experimental design also allows us to exclude other compounding factors. For example, by restricting the price options to be finite and distinctively different from one another, we enforce the effect of other-regarding preferences to be minimal³ and the seller’s choices are free from ad-hoc tie-breaking rules.

We found that a substantial fraction (41.77%) of the first-round price offers are rejected and then lead to a delay of the negotiation to the second round, while theory predicts that buyers should either accept the offer or exercise the outside option immediately. Examining the seller’s posterior belief after the rejection of the first-round offer, we found that only a small proportion of the sellers updated their belief in line with the idea of positive selection: About 37% of the posterior beliefs can be rationalized in the first-order positive selection, about 25% of them can be rationalized in the second-order positive selection, and only about 7% of them can be understood as a result of the third-order positive selection. Worse yet, the posterior belief through the third-order positive selection coincides with the prior, and the second-round price offer confirms that more than half of those who reported the equilibrium posterior happened to be the naïve players who stuck to the prior belief. As a result, few experiment participants behaved in a way that the BP’s logic unfolds. Also, the theory presented in BP and the simplified version of ours predict that the presence of an outside option leads to a substantially large profit for the seller. In our experiment, the seller’s

³For example, in one of the experimental treatments we considered, a seller can offer a price of 10, 180, or 440, where the monopolistic price that maximizes the seller’s expected profit is 440. Even if a seller is inequity averse to offering 440 as he feels the matched buyer would earn little, it is too costly to offer the closest price alternative, 180. Also, this alternative offer places the seller in a position of disadvantageous inequity as the offer lets the high-type buyer enjoy more than what the seller could earn. That is, since the prices are distinctively different, the seller’s other-regarding preference, even if it exists, cannot play a significant role. From the perspective of the buyer, an outside option always exists. Thus, if the buyer wants to reject the price offer that could yield more payoffs than accepting the outside option merely because the seller’s offer does not seem fair, the buyer could have taken the outside option immediately, instead of embracing the risk of random termination and uncertainty about the seller’s second(final)-round behavior. Thus, the only sensible case that inequity aversion may alter the buyer’s decision is when the buyer’s *advantageous* inequity aversion is substantial, which we claim that it is less persuasive. A more discussion is in Section 3.

average profit turned out to be much lower than they could have attained in theory, which sharply contradicts the main prediction from the positive selection.

For robustness checks, we conducted additional experimental sessions to see if our results are mainly driven by the other-regarding preferences or by the seller’s limited understanding of optimal pricing strategies. To control for other-regarding preferences, three additional sessions incorporated the Amended Random Payment (ARP) method (Lim and Xiong, 2021), where the random draw for the match determining each participant’s final payment is independent of other participants’ random draw. Each participant knows whether the current match is the match determining the other participant’s payment or not, such that participants have no concern about how their decisions affect others’ earnings in every non-payment round. This approach has been proven effective in eliminating other-regarding motives (Nishimura and Hanaki, 2024), and we found that the observations from the three sessions with the ARP design do not provide evidence that other-regarding preferences qualitatively alter the observed behavior in our main experiment.⁴ To rule out other possible explanatory factors, we also conducted additional experimental sessions, where the buyer’s type is privately drawn from a range between 50 and 400, and the seller makes a take-it-or-leave-it (TIOLI) offer, with knowing that the buyer has an outside option worth of 50. We found that the average TIOLI offer is not statistically different from the optimal price that maximizes the seller’s expected payoff, suggesting that our experimental findings in the main experiment are less likely driven by the sellers’ limited understanding of the pricing strategy. We also found that nearly all buyers accept the offer when accepting it renders a larger payoff than exercising the outside option, even if such an acceptance involves inequity between the seller and the buyer in payoffs, suggesting that our experimental findings are less likely affected by the buyer’s fairness concern and the seller’s anticipation thereof.⁵

The main contribution of this paper is to present and utilize a way to decipher which level of positive selection reasoning fails. This is beyond merely examining the validity of the theoretical predictions of the asymmetric information bargaining game with an outside option. We found a clear rejection of the theoretical predictions, and our experimental design allows us to enunciate the drivers of the discrepancies between experimental data and theoretical predictions. We hope our method of experimentally stripping down the several layers of rational reasoning will be applied in various contexts whose equilibrium predictions are derived from multiple thought processes.

The rest of this paper is organized as follows. In the following subsection, we discuss the closely related literature. Section 2 describes the theoretical environment. Section 3 describes the experimental design and procedure. The results are reported in Section 4. Section 5 concludes.

⁴The detailed procedures and results of this supplementary experiment are reported in Appendix B.1.

⁵The detailed procedures and results of this supplementary experiment are reported in Appendix B.2.

1.1 Literature Review

Positive selection has garnered significant attention in the literature. [Board and Pycia \(2014\)](#) demonstrates that introducing the buyer’s outside option, even if its value is arbitrarily close to zero, challenges the Coase conjecture by enabling the seller to earn substantially higher profits than predicted by the conjecture. The role of outside option and positive selection in bargaining is further investigated in [Hwang and Li \(2017\)](#), [Chang and Lee \(2022\)](#), and [Fanning \(2023\)](#), among others.

Similarly, [Tirole \(2016\)](#) shows that a principal can achieve the outcome of a profit-maximizing mechanism without commitment power in a wide range of dynamic screening problems, contradicting the Coase conjecture that implies the principal earns the least profit. These findings highlight the divergent effects of positive selection and negative selection. While negative selection generally harms the principal’s interests, positive selection results in the optimal outcome for the principal. We contribute to the literature on the dynamic screening problem by providing experimental evidence.

In the sense that our experimental design allows us to strip down the first-, second-, and third-order positive selection reasoning, we also contribute to the literature on the analysis and identification of higher-order rationality. [Kneeland \(2015\)](#) proposes an explicit design of experiments called “ring games” to identify higher-order rationality. By presenting four different payoff tables with different decision timing, the ring game asks participants to reveal their levels of reasoning. Meanwhile, players in our experiment encounter the same game all the time, and we elicit their levels of reasoning by observing the reported beliefs.

Many bargaining situations in the real world extend beyond two rounds of offers. Thus, although the two-round experiment in the current paper is best suited to test whether and to what extent subjects exhibit positive selection in their belief updates, it is not proper to test how positive selection (or failure of it) affects the bargaining dynamics and eventual outcomes in the real world based on our experiment. Our companion paper ([Chang, Kim and Lim, 2024](#)) complements this limitation. To answer whether positive selection indeed makes differences in bargaining dynamics and outcomes, [Chang et al. \(2024\)](#) study infinite-horizon bargaining with and without an outside option. Unlike the current paper, the primary goal of [Chang et al. \(2024\)](#) is to understand the causal effects of the outside option and determine whether its presence alters the direction of unraveling as predicted by theory.

2 Theoretical Background: Two-Round Model

2.1 Model

Environment Consider a two-round ($t = 1, 2$) version of BP's bargaining game. A seller (he) and a buyer (she) negotiate the price of an indivisible good. The buyer's type (the value of the good) v is private information, which is drawn from a *finite* support $V \subset (0, \infty)$ before the negotiation begins. For any $v' \in V$, let $q(v') = \mathbb{P}\{v = v'\} \in (0, 1)$ denote the probability that the buyer's true type is v' . The buyer also has an outside option. The outside option is available in both rounds, and its value is type-independent and given as $w > 0$.⁶ Each buyer type's net-value is defined as $u(v) := v - w > 0$ and also assumed to be strictly positive. The seller's valuation of the good is normalized as zero; the seller has no outside option.

In the first round $t = 1$, the seller first makes a price offer p_1 from the *finite* set of feasible offers $\mathcal{P} \subset \mathbb{R}_+$; the assumption imposed to \mathcal{P} will be discussed shortly. Then, the buyer chooses to accept this offer, exercise the outside option, or reject both the offer and the outside option to delay the final decision to the next round. In the second round $t = 2$, if it ever happens to occur, the seller again makes a price offer $p_2 \in \mathcal{P}$, and then the buyer chooses to accept this offer, exercise the outside option, or reject both the offer and the outside option.

In addition to the buyer's and the seller's decisions as described above, Nature may step in with probability $\epsilon \in [0, 1]$ at the end of the first round. In the case that Nature intervenes, it overrides any decision by the buyer in the first round and forces the negotiation to be delayed to the second round.⁷ When the second round occurs, the seller cannot distinguish whether it was the buyer's voluntary decision or Nature's intervention that brought the negotiation to the second round; the seller updates his posterior beliefs, being aware of both possibilities.⁸

The bargaining game ends when the buyer accepts the seller's offer or exercises the outside option (without Nature's intervention) in either round. For each possible outcome of the game, the buyer and the seller respectively obtain the following final payoffs:

$$\begin{array}{lll} \delta^{t-1}(v - p_t) & \text{and} & \delta^{t-1}p_t & \text{if the buyer accepts } p_t \text{ in round } t \in \{1, 2\}, \\ \delta^{t-1}w & \text{and} & 0 & \text{if the buyer exercises the outside option in round } t \in \{1, 2\}, \end{array}$$

⁶We assume that outside options are type-independent for the sake of simplicity. The analysis in this section remains valid even with type-dependent outside options. The original BP's model also allows the outside option to be fully type-dependent, including the case with a type-independent outside option as a special case.

⁷Note that we consider both cases $\epsilon = 0$ and $\epsilon > 0$. Taking the possibility of Nature's intervention into account, if the buyer chooses to accept p_1 or exercise the outside option in the first round, the bargaining still can be delayed to the second round with probability ϵ . The bargaining is delayed to the second round for sure if the buyer chooses to delay in the first round.

⁸When ϵ is small but still positive, all information sets of the seller are reached with positive probability, and thus Bayes' rule uniquely determines the seller's consistent posterior beliefs after any history. This feature will help us obtain unique, testable predictions for the seller's posterior beliefs both on and off the equilibrium path. We will elaborate on this point further when we characterize the equilibrium prediction in Section 2.2.

where $\delta \in (0, 1)$ represents the common discounting factor. Both the seller and the buyer obtain zero payoff if the buyer rejects both p_2 and the outside option in the second round.

Assumptions We impose several assumptions on the set of feasible prices \mathcal{P} . First, we assume

$$\mathcal{P} \cap \{u(v) : v \in V\} = \emptyset. \quad (\text{A1})$$

In other words, there is no price offer in \mathcal{P} that would make any buyer type exactly indifferent between accepting it and exercising the outside option. We impose this assumption to avoid the multiplicity of equilibria that could arise from the indeterminacy of the buyer's tie-breaking rule.

To state the second assumption, define first $\bar{p}(v) := \max\{p \in \mathcal{P} : u(v) = v - w > p\}$ as the *highest* price among ones acceptable to each buyer type $v \in V$. In addition, let $\Delta > 0$ denote the largest gap between $u(v)$ and $\bar{p}(v)$ among all buyer types:

$$\Delta := \max_{v \in V} |u(v) - \bar{p}(v)|.$$

We assume that the set $\{p \in \mathcal{P} : u(v) = v - w > p\}$ is non-empty and thus $\bar{p}(v)$ is well-defined for each v . Furthermore, Δ is assumed to be sufficiently small such that

$$\Delta < \frac{1 - \delta}{\delta} (1 - \epsilon)w. \quad (\text{A2})$$

This assumption holds, for example, if $\mathcal{P} = \{kp_0 : k \in \{0\} \cup \mathbb{N}\}$ where $p_0 \approx 0$ is a sufficiently small monetary unit.

Strategies and Equilibrium For each buyer type $v \in V$, let $\sigma_v(A|p_1)$ denote the probability that the buyer of type v accepts p_1 in the first round. $\sigma_v(O|p_1)$ denotes the probability that the buyer of type v exercises the outside option in the first round, conditional on the event that the seller offers p_1 . Finally, $\sigma_v(D|p_1)$ denotes the probability of choosing to delay conditional on the same event. The buyer's decision in the second round is straightforward: for any $p_2 \in \mathcal{P}$ offered by the seller, each buyer type v accepts p_2 if $u(v) > p_2$ and exercises the outside option otherwise. Thus, without any loss, we omit the buyer's behavioral strategy in the second round in describing her (equilibrium) strategy. Let $\sigma = \langle \sigma_v : \{A, O, D\} \times \mathcal{P} \rightarrow [0, 1] \rangle_{v \in V}$ generically denote the buyer's mixed strategy.

The seller's pure strategy chooses a sequence of price offers $(p_1, p_2) \in \mathcal{P} \times \mathcal{P}$. Let τ generically denote a mixed strategy of the seller (a probability distribution over $\mathcal{P} \times \mathcal{P}$). The seller also forms posterior beliefs regarding the buyer's type in the second round. We will denote by

$$\hat{q}(\tilde{v}|p_1) = \mathbb{P}\{v = \tilde{v}|p_1\} \in [0, 1] \quad \forall \tilde{v} \in V$$

the seller's posterior belief that the buyer type is \tilde{v} , conditional on the negotiation proceeding to the second round (i.e., the buyer rejects p_1 and Nature does not override the rejection).

We will focus on perfect Bayesian equilibrium, which will be referred to as simply "equilibrium" hereafter. Holding all other parameters fixed, let $\mathcal{E}(\epsilon)$ denote the set of all equilibria for the case where the probability of Nature's intervention at the end of the first round is given by ϵ . An equilibrium in $\mathcal{E}(\epsilon)$ is generically denoted by (σ, τ, \hat{q}) .

2.2 Equilibrium Characterization

In this subsection, we focus on the case where $\epsilon = 0$. The analysis of the case that $\epsilon > 0$ is essentially identical and can be found in Appendix A. Fix any equilibrium, and suppose that the seller offers p_1 in the first round, where p_1 may or may not be in the support of the seller's equilibrium mixed strategy. In addition, suppose that some buyer type chooses to delay in the first round in response to p_1 . Then, the seller's posterior belief regarding the buyer's type at the beginning of the second round is well-defined, and let $\underline{v}(p_1)$ denote the lowest buyer type in the support of the seller's posterior belief. In addition, let $\underline{p}_2(p_1)$ denote the lowest p_2 that the seller's equilibrium strategy will ever choose in the second round.

The seller will never offer strictly lower than $\bar{p}(\underline{v}(p_1))$ in the second round,⁹ and thus,

$$\delta[\underline{v}(p_1) - \underline{p}_2(p_1)] \leq \delta[\underline{v}(p_1) - \bar{p}(\underline{v}(p_1))] \leq \delta[\underbrace{\underline{v}(p_1) - u(\underline{v}(p_1))}_{=w} + \Delta] < [\delta + (1 - \delta)(1 - \epsilon)]w = w,$$

where the last two inequalities follow the definition of Δ and Assumption (A2), respectively. Thus, the buyer type $\underline{v}(p_1)$ would be better off by exercising the outside option in the first round rather than delaying, which contradicts the supposition that this buyer type belongs to the support of the seller's posterior belief.

The argument in the last paragraphs reveals that no delay could occur in the first round in response to *any* price offered by the seller. Thus, if the seller offers p_1 in the first round, the buyer accepts it if and only if $u(v) > p_1$ or exercises the outside option immediately. The seller's equilibrium offer in the first round must solve the following maximization problem:

$$\max_{p_1 \in \mathcal{P}} \sum_{v \in V: u(v) \geq p_1} p_1 \cdot q(v). \quad (2.1)$$

The next proposition summarizes the discussion so far and shows that the main theoretical prediction of BP also holds for our two-round bargaining game whenever ϵ is small. The proof can be found in Appendix A.

⁹By definition of $\bar{p}(\cdot)$ and $\underline{v}(p_1)$, $v - \bar{p}(\underline{v}(p_1)) \geq \underline{v}(p_1) - \bar{p}(\underline{v}(p_1)) > w$ for any v in the support of the seller's posterior belief. Thus, all buyer types in the support of the seller's posterior belief will accept any $p_2 \leq \bar{p}(\underline{v}(p_1))$ for sure. Given this, the seller finds any $p_2 < \bar{p}(\underline{v}(p_1))$ strictly suboptimal.

Proposition 1. *Fix all parameters other than ϵ , and suppose that the maximization problem (2.1) admits a unique solution. Then, there is a cutoff $\bar{\epsilon} > 0$ such that the following is true whenever $\epsilon \in [0, \bar{\epsilon}]$:*

- (i) *In all equilibria in $\mathcal{E}(\epsilon)$, the seller's equilibrium offer in the first round solves the maximization problem (2.1).*
- (ii) *Suppose $\epsilon = 0$. In all equilibria in $\mathcal{E}(0)$, both on and off the equilibrium path, the buyer accepts p_1 (i.e., $\sigma_v(A|p_1) = 1$) if and only if $u(v) > p_1$; otherwise, the buyer exercises the outside option immediately (i.e., $\sigma_v(O|p_1) = 1$).*
- (iii) *For any $(\epsilon^n)_{n=1}^\infty \in (0, \bar{\epsilon})^\mathbb{N}$ and $((\sigma^n, \tau^n, \hat{q}^n))_{n=1}^\infty \in \prod_{n=1}^\infty \mathcal{E}(\epsilon^n)$ such that $\epsilon^n \downarrow 0$,*

$$\begin{aligned} \lim_{n \rightarrow \infty} \sigma_v^n(A|p_1) = 1 &\iff u(v) > p_1, \\ \lim_{n \rightarrow \infty} \sigma_v^n(O|p_1) = 1 &\iff u(v) < p_1. \end{aligned}$$

The proposition shows that all equilibria in $\mathcal{E}(\epsilon)$ induce the asymptotically identical outcome on the path, which renders us a clear benchmark for experiments. On top of this observation, at least three points are worth discussing. First, the buyer's action must either accept the seller's offer p_1 or exercise the outside option with probability approaching 1 as $\epsilon \rightarrow 0$. This holds even when p_1 is not the equilibrium offer. Second, for this equilibrium to arise, the seller must internalize lower-type buyers' exercise of the outside option, which results in the positive selection of the remaining demand pool. Third, knowing that any buyers with $u(v) > p_1$ will accept the price offer with a probability approximately equal to 1, the seller should solve the profit maximization problem (2.1).

Note that the maximization problem (2.1) yields the theoretically highest expected profit that the seller could ever earn in this bargaining environment, which could be attainable if the seller could fully commit to the optimal price path before the bargaining game begins.¹⁰ With the buyer's outside option, the seller could approximately achieve this theoretical benchmark in equilibrium (provided that ϵ is small), even without the full commitment power. This stands in contrast with the case that the buyer has no outside option, in which case the seller's equilibrium profit in a two-round bargaining environment is typically strictly lower than one from committing to the optimal price path in advance.¹¹

This sharp contrast arises because a delay in the negotiation signals different types of information in the two cases. Without an outside option, a delay always indicates negative selection in the demand pool, which in turn induces a more pessimistic belief (compared to the prior) of the

¹⁰The maximization problem (2.1) may fail to characterize the upper bound of the seller's profit if the value of the outside option varies across different buyer types (Chang, 2021).

¹¹The analysis of the case without an outside option can be found, for example, in Fudenberg and Tirole (1991, Section 10.2).

seller in the second round. This negative selection ultimately leads to a lower price in the second round, thereby eroding the seller’s bargaining power in the first round. When the buyer has an outside option as in our model, however, a delay could signify positive selection in the demand pool because low buyer types have a larger incentive to exercise their outside option earlier than high types. This positive selection allows the seller to be more confident in charging a high price in the second round, which ultimately provides the seller with stronger bargaining power in the first round.

Let us make three remarks before we close this section. First, note that the equilibrium outcome is qualitatively the same in both cases $\epsilon = 0$ and $\epsilon > 0$ (provided that ϵ is small), and thus, Nature’s intervention does not have much theoretical implications. However, the ϵ possibility of intervention still facilitates the analysis of data from the second round. Without Nature’s intervention, any observations made in the second round would be considered off the equilibrium path and thus cannot be theoretically pinned down. The possibility of intervention for the case $\epsilon > 0$ allows us to obtain testable theoretical predictions for the seller’s posterior beliefs off the equilibrium path.

Second, due to the two facts that \mathcal{P} is discrete and the outside option is available for any round, players’ inequity aversion (Fehr and Schmidt, 1999) plays a limited, if any, role. We will revisit this discussion in Section 4, but the upshot is twofold: (1) A seller, perhaps inequity averse, must sacrifice too much for offering a lower price alternative than the payoff-maximizing one. (2) A low-type buyer, who always has an outside option to place herself in an advantageous position by assigning zero payoffs to the matched seller, would not be affected by disadvantageous inequity aversion. On the contrary, too significant advantageous inequity aversion might make the buyer prefer the same zero payoffs for both over the advantageously unequal payoffs, which we find less persuasive. See Section 4 and Appendix B.

Finally, the results have an important policy implication, especially for the market design and regulatory policy in various markets. If the market designer’s goal is to protect consumer surplus, then BP’s result suggests that when there are any outside options, the seller’s surplus, not the buyer’s, is maximized. However, this policy implication seems contrary to the conventional wisdom that access to outside options usually enhances consumer surplus. Such a gap between our conventional wisdom and economic theory motivates our approach of using controlled laboratory experiments.

3 Experimental Design and Hypotheses

3.1 Experimental Design

As considered in Section 2, we consider a two-round ($t = 1, 2$) bargaining game between a seller and a buyer with one-sided private information in our experiment. The seller has an indivisible

good for sale. The buyer’s value of the good v is drawn from the finite support $\{v_L, v_M, v_H\}$ prior to the negotiation, and it is private information of the buyer. We call v_L , v_M , and v_H the low type, middle type, and high type, respectively. The value of the outside option is given as w , which is commonly known and independent of the realization of $v \in V$. We use the following parameter values: $v_H = 500$, $v_L = 70$, $v_M \in \{90, 240, 420\}$, and $w = 50$.¹² The prior belief is given by $\mathbb{P}\{v = v_L\} = \mathbb{P}\{v = v_M\} = \mathbb{P}\{v = v_H\} = \frac{1}{3}$. Additionally, we set the value of $\epsilon = 0.001$ so that the introduction of ϵ does not practically change the equilibrium.

In each round $t = 1, 2$, the seller offers a price among

$$\mathcal{P} = \{v_L - w - \Delta, v_M - w - \Delta, v_H - w - \Delta\},$$

where we set $\Delta = 10$ to avoid tie-breaking situations. For notational simplicity, we denote $v_i - w - \Delta$ by p_i , $i \in \{H, M, L\}$, so $\mathcal{P} = \{p_L, p_M, p_H\}$. With these three possible price offers, a high-type buyer is strictly better off by accepting any of them than taking the outside option, a middle-type buyer is strictly better off by accepting p_L or p_M , and a low-type buyer is strictly better off by accepting p_L . Once offered, the buyer decides whether to accept or reject the price offer or take the outside option. To facilitate bargaining agreement earlier, we introduce the random termination of a match (Roth and Murnighan, 1978) with a fixed continuation probability of $\delta = 0.8$.¹³ When the buyer accepts p_1 in round 1, the negotiation ends almost surely (with probability $1 - \epsilon$) and the seller and the buyer receive the respective payoffs of p_1 and $v - p_1$. When the buyer rejects p_1 , the negotiation proceeds to the next round with probability δ . In case of termination, both the seller and the buyer receive a payoff of zero. When continued,¹⁴ the seller is asked to report her belief about the matched buyer’s type and offer the second round price. When asking the sellers to report their beliefs, we enunciated that the reported probabilities are not shared by the buyer, and the sole purpose is to help them to think about an appropriate price offer in the second round. When the buyer decides to pursue the outside option, the negotiation ends, and the seller and the buyer receive the respective payoffs of 0 and w . The experiment consists of one practice match¹⁵ and ten

¹²As will be explained later, our experimental design includes three treatments, each corresponding to one of the three possible values of v_M . The values $v_H = 500$ and $v_L = 70$ remain constant across all treatments.

¹³The continuation probability does not matter much as the theoretical predictions are identical under a broad range of δ , but it needs to be strictly smaller than 1. See Section 3.2.

¹⁴We did not adopt the strategy method which asks all the seller subjects to report what they would have believed if the first-round offer were rejected. Although it has the advantage of collecting posterior belief data from all seller subjects, we argue that the disadvantage of the strategy method outweighs the advantage for two reasons. First, it is unnatural for the experiment participants to ask their *posterior* belief *prior* to the event. The experiment instructions would have been unnecessarily complicated if the posterior belief had been asked. Second, the strategy method may create an unwanted experimenter demand effect. The main purpose of our experiment is to examine the higher-order positive selection reasoning, and enforcing the seller subjects to think about the posterior belief in the case of the first-round price offer being rejected could make the interpretations of experimental observations confound. Since a meta-analysis study (Brandts and Charness, 2011) shows the mixed results on the treatment effect comparison between the strategy method and direct-response method, while a treatment effect found with the strategy method is also observed with the direct-response method, we took the conservative approach.

¹⁵We exclude this practice match from our analysis, as we clarified that the purpose of the practice match is to

payment-relevant matches, and participants are reshuffled to form new pairs after each match so that there are no strategic dynamics between matches. The participants’ roles were fixed across matches.

It is worth noting that we deliberately did not incentivize the elicitation of subjects’ beliefs for several reasons. There are known issues with complicated belief elicitation methods that do not reliably elicit truthful belief reports (Burdea and Woon, 2022; Danz et al., 2022). Additionally, while there may be some noise in unincentivized belief reports, arguably there are no substantial reasons to believe subjects would systematically misreport their beliefs. By emphasizing that the purpose of the belief reporting is to help subjects make appropriate decisions in the second round, we believe our elicitation is simple yet reasonable enough to induce subjects’ cognitive effort. If we view this belief reporting as communication between one’s current and future selves, then truthful reporting becomes more compelling (Burchardi and Penczynski, 2014). Given the indifference between lying and truthful reporting, a lexicographic preference for honesty (Demichelis and Weibull, 2008) would lead to truthful belief reports. The preference for truth-telling is well-documented in the literature (Gneezy et al., 2018; Abeler et al., 2019).

Table 1: Experimental Design

<i>M90</i>	<i>M240</i>	<i>M420</i>
$v \in \{70, 90, 500\}$	$v \in \{70, 240, 500\}$	$v \in \{70, 420, 500\}$

* Each participant has ten newly paired matches.

* Continuation probability to the next round is 0.8.

* Buyer’s value v is uniformly drawn from $\{70, v_M, 500\}$.

Our experimental design is summarized in Table 1. Three treatment conditions differ in the value of the middle type, so we call *M90* if the middle type’s value is 90. *M240* and *M420* are called accordingly. Our experiment was conducted by oTree (Chen et al., 2016) at the HKUST. A total of 294 subjects were recruited from the graduate and undergraduate population of the university. We had 5 sessions per treatment. Each session consisted of 16 to 22 participants, and we had 106, 100, and 88 participants in treatments *M90*, *M240*, and *M420*, respectively. We used the random matching protocol and between-subject design. In all sessions, subjects participated in ten matches of the bargaining game under one treatment condition. One of the ten matches was randomly selected for payment. The average payment is HKD 139 (\approx USD 17.8) including the HKD 40 show-up fee. Sample experimental instructions can be found in Appendix C.

familiarize themselves with the experiment, and their performance in that practice round is not relevant for payment. Including this practice match data does not change any results in a meaningful way.

3.2 Justification of Parameter Values

In choosing Δ and other parameter values, we make sure the low buyer type finds delaying the negotiation in the first round is strictly dominated by taking the outside option:

$$\delta[v_L - (u(v_L) - \Delta)] = \delta(w + \Delta) < (1 - \epsilon)w + \delta\epsilon w \iff \delta\Delta < (1 - \epsilon)(1 - \delta)w. \quad (3.1)$$

We impose this condition to facilitate a version of iterated dominance: Given that the low buyer type does not delay in the first round, the seller will never find it profitable to offer $p_2 = p_L$. This, in turn, implies that the middle buyer type also finds it suboptimal to delay in the first round, and so on. We will discuss this argument in detail when we derive theoretical predictions and hypotheses in the next subsection. From equation (3.1), we restrict δ to be strictly smaller than 1, and Δ to be sufficiently small. Given $w = 50$, $\delta = 0.8$, and $\epsilon \approx 0$, $\Delta < 12.5$. So we set $\Delta = 10$. Note that our choice of parameters here is also consistent with the assumption (A2) in the last section.

Also, given these parameter values, we make sure that offering a price that is too low should not be a profit-maximizing strategy for the seller. Specifically, we require at least one of the following two conditions to hold:

$$p_L \cdot [q(v_H) + q(v_M) + q(v_L)] = p_L < p_H \cdot q(v_H) \quad (3.2)$$

$$p_L \cdot [q(v_H) + q(v_M) + q(v_L)] = p_L < p_M \cdot [q(v_H) + q(v_M)] \quad (3.3)$$

Equation (3.2) means that selling the good only to the high type with the high price is better than selling the good to every buyer with the low price, and equation (3.3) means that selling the good to the high and middle types with the middle price is better off than selling the good to every buyer with the low price. If both (3.2) and (3.3) do not hold, we cannot expect meaningful dynamics between buyers and sellers; the sellers should offer the low price, and all buyers should accept the offer. At least one of the conditions holds in our parameter values, $v_L = 70$, $v_H = 500$, $w = 50$, and $q(v_H) = q(v_M) = q(v_L) = \frac{1}{3}$, leaving a room for varying the value for the median type.

Let p^* denote the solution for the following optimization problem (the seller's static profit maximization problem):

$$\max_{p \in \mathcal{P}} \sum_{v: u(v) \geq p} p \cdot q(v). \quad (3.4)$$

Then,

$$p^* = \begin{cases} p_H = 440 & \text{if } v_M = 90 \text{ or } 240. \\ p_M = 360 & \text{if } v_M = 420. \end{cases} \quad (3.5)$$

By Proposition 1, the seller offers $p_1 = p^*$, and each buyer type accepts p^* (respectively, exercises the outside option) if and only if $u(v) > p^*$ (respectively, $u(v) < p^*$). We vary the value of the middle type so that the equilibrium price offer varies accordingly. In words, if the middle type

value is not too high, it is optimal to sell the good only to the high-type buyers, and otherwise, it is optimal to sell the good to the middle- and high-type buyers.

3.3 Theoretical Predictions and Hypotheses

Table 2 summarizes the theoretical predictions for each treatment. For example, in treatment *M240*, the seller offers 440 in round 1, and the buyer accepts this offer if and only if $v = v_H$; all other buyer types choose the outside option. Therefore, no delay due to the buyer’s rejection of the first-round price offer should be observed. If the game progresses to round 2 due to Nature’s intervention, both parties repeat the same strategies. Note that the theoretical predictions for *M90* and *M240* are identical, although v_M differs. In addition to examining treatment effects between *M240* and *M420*, we also test for a null treatment effect between *M90* and *M240*. This test would provide an additional opportunity to assess whether the observed treatment effect is consistent with the theory.

	<i>M90</i>	<i>M240</i>	<i>M420</i>
*Seller offers	440	440	360
*Buyer with v_L plays	O	O	O
*Buyer with v_M plays	O	O	A
*Buyer with v_H plays	A	A	A
Expected Payoffs of Seller	146.67	146.67	240
(Ex ante) Expected Payoffs of Buyer	53.33	53.33	83.33

O: takes the outside option. A: accepts the offer

*: If moved to round 2, repeat the same procedure.

Table 2: Summary of Theoretical Predictions

Our first step is to examine the consistency between our experimental data and the theoretical predictions in Table 2. Since the theoretical predictions are built upon multiple layers of reasoning, we dissect our theoretical predictions to facilitate a more detailed examination of how experimental evidence is consistent with different levels of reasoning. In what follows, to simplify the notation, we will write σ_H , σ_M , and σ_L as shorthand for σ_{v_H} , σ_{v_M} , and σ_{v_L} , respectively.

First-Order Positive Selection The “minimal” rationality we require is that the low type should never choose to delay; this is the case as long as equation (3.1) holds. Note that this is particularly convincing once we restrict the seller’s offer in the second round to $p_2 \in \mathcal{P} = \{p_L, p_M, p_H\}$. In summary, the lowest buyer type does not choose to reject in the first round. That is, $\sigma_L(D|p_1) = 0$ for any $p_1 \in \mathcal{P}$.

Given $\sigma_L(D|p_1) = 0$, as long as the seller believes that the buyer is “minimally” rational, the seller must assign zero probability to the event that the lowest buyer type chooses to delay in the

first round (although Nature would force the buyer to delay with probability $\epsilon > 0$). By Bayes' rule, the seller's posterior belief about the low-type buyer is

$$\hat{q}(v_L|p_1) = \frac{\epsilon q(v_L)}{\epsilon + (1 - \epsilon) \sum_{k=L,M,H} q(v_k) \sigma_k(D|p_1)} = \frac{\epsilon}{3\epsilon + (1 - \epsilon)[\sigma_M(D|p_1) + \sigma_H(D|p_1)]}, \quad (3.6)$$

where the last equality follows from $\sigma_L(D|p_1) = 0$ and $q(v) = 1/3$ for all v . Without any further restrictions on $\sigma_M(D|p_1)$ and $\sigma_H(D|p_1) \in [0, 1]$, we obtain the following range of $\hat{q}(v_L|p_1)$:

$$0 \approx \frac{\epsilon}{\epsilon + 2} = \frac{\epsilon}{3\epsilon + (1 - \epsilon)[1 + 1]} \leq \hat{q}(v_L|p_1) \leq \frac{\epsilon}{3\epsilon + (1 - \epsilon)[0 + 0]} = \frac{1}{3},$$

where the first weak inequality holds as equality if and only if $\sigma_M(D|p_1) = \sigma_H(D|p_1) = 1$, and the second weak inequality holds as equality if and only if $\sigma_M(D|p_1) = \sigma_H(D|p_1) = 0$. Furthermore, again by applying Bayes' rule with $q(v_M) = q(v_H) = 1/3$,

$$\hat{q}(v_M|p_1) = \frac{\epsilon + (1 - \epsilon)\sigma_M(D|p_1)}{3\epsilon + (1 - \epsilon)[\sigma_M(D|p_1) + \sigma_H(D|p_1)]}, \quad (3.7)$$

$$\hat{q}(v_H|p_1) = \frac{\epsilon + (1 - \epsilon)\sigma_H(D|p_1)}{3\epsilon + (1 - \epsilon)[\sigma_M(D|p_1) + \sigma_H(D|p_1)]}. \quad (3.8)$$

Comparison of $\hat{q}(v_M|p_1)$ and $\hat{q}(v_H|p_1)$ with $\hat{q}(v_L|p_1)$ in (3.6) reveals that, for any values of $\sigma_M(D|p_1)$ and $\sigma_H(D|p_1) \in [0, 1]$, both $\hat{q}(v_M|p_1)$ and $\hat{q}(v_H|p_1)$ are always greater than $\hat{q}(v_L|p_1)$. This thought process on the first-order positive selection leads to the following hypothesis.

Hypothesis 1 (First-order positive selection). *No low-type buyers choose to delay ($\sigma_L(D|p_1) = 0$), and thus $\hat{q}(v_L|p_1) \leq q(v_L) = 1/3$ for any $p_1 \in \mathcal{P}$. If the game proceeds to the second round, the posterior belief that a buyer is a high/middle type is weakly greater than the posterior belief that a buyer is a low type, for any price offer in round 1. That is, $\hat{q}(v_L|p_1) \leq \min\{\hat{q}(v_M|p_1), \hat{q}(v_H|p_1)\}$ for any $p_1 \in \mathcal{P}$.*

Hypothesis 1 is the most robust theoretical prediction among all hypotheses. In particular, it is robust to the buyer's aversion to *disadvantageous inequity* (Fehr and Schmidt, 1999). The main driver of the first-order positive selection is that the lowest-type buyer prefers to exercise the outside option in the first round over trading at the price p_L in the second round, as shown in (3.1). Our choice of parameter values guarantees that the lowest-type buyer always ends up in an advantageous position in both outcomes.¹⁶ Therefore, any aversion to disadvantageous inequity, no matter how strong, cannot overturn the first-order positive selection that arises from the buyer's comparison between the two advantageous outcomes.

On the other hand, the buyer's aversion to *advantageous inequity* may lead to a failure of the

¹⁶The buyer's exercise of the outside option yields payoffs of $w = 50$ for the buyer and 0 for the seller. If the buyer accepts p_L , the buyer and the seller, respectively, obtain $v_L - p_L$ and p_L , where $(v_L - p_L) - p_L = v_L - 2(v_L - w - \Delta) = 50 > 0$.

first-order positive selection. The buyer's exercise of the outside option, which yields zero payoffs for the seller, results in an advantageous bargaining outcome for the buyer. However, if the buyer chooses to delay the negotiation, there is a possibility of random termination of the game (which occurs with probability $1 - \delta = 0.2$), in which case both players would *equally* receive zero payoffs. Consequently, with a strong aversion to advantageous bargaining outcomes, the buyer may find delaying the negotiation more attractive than exercising the outside option in the first round. However, the impact of the buyer's aversion to advantageous inequity may be attenuated by other factors, such as risk aversion, efficiency-seeking preferences, or other behavioral biases.¹⁷

Second-Order Positive Selection Given Hypothesis 1, a rational seller will never offer $p_2 = p_L$ in the second round. To see this, note that the seller's expected payoff from offering $p_2 = p_L$ is $[\hat{q}(v_L|p_1) + \hat{q}(v_M|p_1) + \hat{q}(v_H|p_1)]p_L = p_L$. On the other hand, the seller's expected payoff from offering $p_2 = p_M$ is $[1 - \hat{q}(v_L|p_1)]p_M$. The difference between the two payoffs is

$$[1 - \hat{q}(v_L|p_1)]p_M - p_L \geq [q(v_M) + q(v_H)]p_M - p_L > 0,$$

where the weak inequality follows from Hypothesis 1 (i.e., $1 - \hat{q}(v_L|p_1) \geq 2/3 = q(v_H) + q(v_M)$) and the strict inequality follows the maintained condition in equation (3.3). Then, by similar reasoning used to obtain $\sigma_L(D|p_1) = 0$ in Hypothesis 1, the middle type also finds it strictly suboptimal to reject the price offer in round 1 and delay the negotiation to round 2.

This line of reasoning (called *second-order positive selection*) suggests that both $\sigma_M(D|p_1)$ and $\sigma_L(D|p_1)$ should be zero. Substituting $\sigma_M(D|p_1) = \sigma_L(D|p_1) = 0$ into (3.6) and (3.7), we obtain

$$\hat{q}(v_L|p_1) = \hat{q}(v_M|p_1) = \frac{\epsilon}{3\epsilon + (1 - \epsilon)\sigma_H(D|p_1)}. \quad (3.9)$$

Additionally, without any further restriction on $\sigma_H(D|p_1) \in [0, 1]$, we obtain the following bounds for the seller's posterior beliefs:

$$\begin{aligned} 0 \approx \frac{\epsilon}{3\epsilon + (1 - \epsilon) \cdot 1} &\leq \hat{q}(v_L|p_1) = \hat{q}(v_M|p_1) = \frac{\epsilon}{3\epsilon + (1 - \epsilon)\sigma_H(D|p_1)} \leq \frac{\epsilon}{3\epsilon + (1 - \epsilon) \cdot 0} = \frac{1}{3}, \\ \frac{1}{3} = \frac{\epsilon + (1 - \epsilon) \cdot 0}{3\epsilon + (1 - \epsilon) \cdot 0} &\leq \hat{q}(v_H|p_1) = \frac{\epsilon + (1 - \epsilon)\sigma_H(D|p_1)}{3\epsilon + (1 - \epsilon)\sigma_H(D|p_1)} \leq \frac{\epsilon + (1 - \epsilon) \cdot 1}{3\epsilon + (1 - \epsilon) \cdot 1} \approx 1. \end{aligned}$$

In summary, based on the second-order positive selection reasoning, we have $\sigma_L(D|p_1) = \sigma_M(D|p_1) = 0$ and $\hat{q}(v_L|p_1) = \hat{q}(v_M|p_1) \leq \frac{1}{3} = q(v_H) \leq \hat{q}(v_H|p_1)$. This leads us to our second hypothesis.

¹⁷Some previous studies report that inequity aversion does not significantly affect bargaining dynamics (Bereby-Meyer and Niederle, 2005; Kim, 2023). Furthermore, we empirically validate this argument by conducting three additional sessions with a modified experimental design intended to eliminate individuals' other-regarding motives. For details, see Appendix B.

Hypothesis 2 (Second-order positive selection). *No middle-type buyers choose to delay ($\sigma_M(D|p_1) = 0$), and thus, $\hat{q}(v_M|p_1) \leq q(v_M) = 1/3$ for any $p_1 \in \mathcal{P}$. If the game proceeds to the second round, the posterior belief that a buyer is a high type is weakly greater than the posterior belief that a buyer is a low/middle type, for any price offer in round 1. That is, $\hat{q}(v_L|p_1) = \hat{q}(v_M|p_1) \leq \hat{q}(v_H|p_1)$ for any $p_1 \in \mathcal{P}$.*

Third-order Positive Selection For the third-order reasoning, we separate cases based on static monopolistic prices that solve (2.1). First, consider the cases $v_M = 90$ and $v_M = 240$. In both cases, $p^* = u(v_H) - \Delta = 440$. The first- and second-order positive selections jointly imply that the posterior belief \hat{q} over the finite support $\{v_L, v_M, v_H\}$ first-order stochastically dominates the prior belief q . Since the seller solves the static profit maximization problem, the seller's price offer in the second round must be weakly larger than p^* . Given that there are only three price options, p_2 must be binding to $u(v_H) - \Delta$. This implies that the high-type buyer also has no reason to choose delay (i.e., $\sigma_H(D|p_1) = 0$). Thus, by the reasoning similar to the first- and second-order positive selections,

$$\hat{q}(v_H|p_1) = \frac{\epsilon}{3\epsilon + (1-\epsilon)\sigma_H(D|p_1)} = \frac{\epsilon}{3\epsilon + (1-\epsilon) \cdot 0} = \frac{1}{3} = q(v_H). \quad (3.10)$$

Substituting $\sigma_H(D|p_1) = 0$ into (3.6) and (3.9), we also obtain $\hat{q}(v_M|p_1) = \hat{q}(v_L|p_1) = 1/3$. This leads to the following hypothesis.

Hypothesis 3.A (Third-order positive selection). *Suppose $v_M = 90$ or 240 , so that $p^* = u(v_H) - \Delta$. No high-type buyers choose to delay ($\sigma_H(D|p_1) = 0$). If the game proceeds to the second round, the posterior belief equals the prior for all types and any price offer in round 1. In equilibrium, the seller offers $p^* = u(v_H) - \Delta$ in round 1, the high-type buyer accepts p^* , and other types exercise the outside option.*

Next, consider the case $v_M = 420$ where $p^* = p_M = 360$. There are two subcases. The first subcase concerns the case where the seller offers $p_1 \in \{p_L, p_M\}$ in the first round. Then, by the same reasoning as in the previous case ($v_M = 90$ or 240), the posterior belief \hat{q} first-order stochastically dominates the prior belief q , so the seller's profit-maximizing price offer in the second round must be higher than or equal to the price offer in the first round. Knowing this, all buyer types would not choose to delay in the first round; that is, $\sigma_L(D|p_1) = \sigma_M(D|p_1) = \sigma_H(D|p_1) = 0$ if $p_1 \in \{p_L, p_M\}$.

The second subcase concerns the case where the seller offers p_H in the first round. In this situation, the high-type buyer must randomize between accepting and rejecting the price offer. (Exercising the outside option is strictly dominated by accepting $p_1 = p_H$.) To see why, suppose that the high type chooses to delay with probability 1. Then, given the first- and second-order positive selections, the seller who believes $\hat{q}(v_H|p_1 = p_H) \approx 1$ in the second round will offer $p_2 = p_H$. However, the high type would find it suboptimal to delay in the first place, especially when $\delta < 1$. Suppose, on the contrary, that the high type chooses to accept $p_1 = p_H$ with probability 1 and

obtains $w + \Delta = 60$ as a final payoff. Then the seller who believes $\hat{q}(\cdot|p_1 = p_H) = q(\cdot)$ would offer $p_2 = p^* = p_M = 360$ in the second round. By rejecting the first price offer to accept the second offer, the buyer expects to earn $\delta(v_H - p_2) = \delta(500 - 360) = 112$, which is greater than the payoff of accepting $p_1 = p_H$. Therefore, the high-type buyer must choose to delay with some probability. To justify the high-type buyer's randomization, the seller must also randomize between offering $p_2 = p_M$ and $p_2 = p_H$ in the second round. The seller is willing to randomize only if

$$p_H \cdot \hat{q}(v_H|p_1 = p_H) = p_M \cdot [\hat{q}(v_H|p_1 = p_H) + \hat{q}(v_M|p_1 = p_H)] \iff \frac{\hat{q}(v_H|p_1 = p_H)}{\hat{q}(v_M|p_1 = p_H)} = \frac{p_M}{p_H - p_M},$$

where $p_H \hat{q}(v_H|p_1 = p_H)$ and $p_M [\hat{q}(v_H|p_1 = p_H) + \hat{q}(v_M|p_1 = p_H)]$ respectively represent the seller's profit from offering p_H and p_M in the second round. With $\sigma_M(D|p_1) = 0$ (Hypothesis 3.A), this holds if and only if

$$\sigma_H(D|p_1 = p_H) = \frac{\epsilon}{1 - \epsilon} \frac{p_M - (p_H - p_M)}{p_H - p_M}.$$

Note that $\sigma_H(D|p_1 = p_H) \rightarrow 0$ as $\epsilon \rightarrow 0$. Thus, with small $\epsilon \approx 0$, the probability of a delay occurring in the first round is very small. With our parameter choices $\epsilon = 0.001$, $\Delta = 10$, $v_H = 500$, and $v_M = 420$,

$$\sigma_H(D|p_1 = p_H) \approx 0.0035 \quad \text{and} \quad \frac{\hat{q}(v_H|p_1 = p_H)}{\hat{q}(v_L|p_1 = p_H)} = \frac{\hat{q}(v_H|p_1 = p_H)}{\hat{q}(v_M|p_1 = p_H)} = \frac{9}{2}. \quad (3.11)$$

Combining (3.11) with $\hat{q}(v_L|p_1 = p_H) = \hat{q}(v_M|p_1 = p_H)$ from Hypothesis 2, we obtain

$$\hat{q}(v_L|p_1 = p_H) = \hat{q}(v_M|p_1 = p_H) = \frac{2}{13} \quad \text{and} \quad \hat{q}(v_H|p_1 = p_H) = \frac{9}{13}.$$

Summing up, we obtain the following hypothesis.

Hypothesis 3.B (Third-order positive selection). *Suppose $v_M = 420$ so that $p^* = p_M$. (i) If $p_1 \in \{p_L, p_M\}$, then no high-type buyers choose to delay ($\sigma_H(D|p_1) = 0$). If the game proceeds to the second round, the posterior belief is the same as the prior. (ii) If $p_1 = p_H$, then high-type buyers rarely choose to delay ($\sigma_H(D|p_1) \approx 0$). If ever moved to the second round, the posterior belief that a buyer is a high type is nearly 70% (9/13). In equilibrium, the seller offers $p_1 = p^* = p_M$, and thus, no delay occurs.*

Figure 1 illustrates the ranges of rationalizable posterior beliefs in the first-, second-, and third-order positive selections. Any posterior belief $(\hat{q}(v_L|p_1), \hat{q}(v_M|p_1), \hat{q}(v_H|p_1))$ can be represented as a point on the unit simplex. The first-order positive selection implies that $\hat{q}(v_L|p_1)$ is smaller than both $\hat{q}(v_M|p_1)$ and $\hat{q}(v_H|p_1)$, which is represented by the top-left shaded triangle. The second-order positive selection restricts the rationalizable posterior beliefs such that $\hat{q}(v_L|p_1) = \hat{q}(v_M|p_1) \leq \hat{q}(v_H|p_1)$, which is represented in the vertical line from the top vertex to the center of the unit

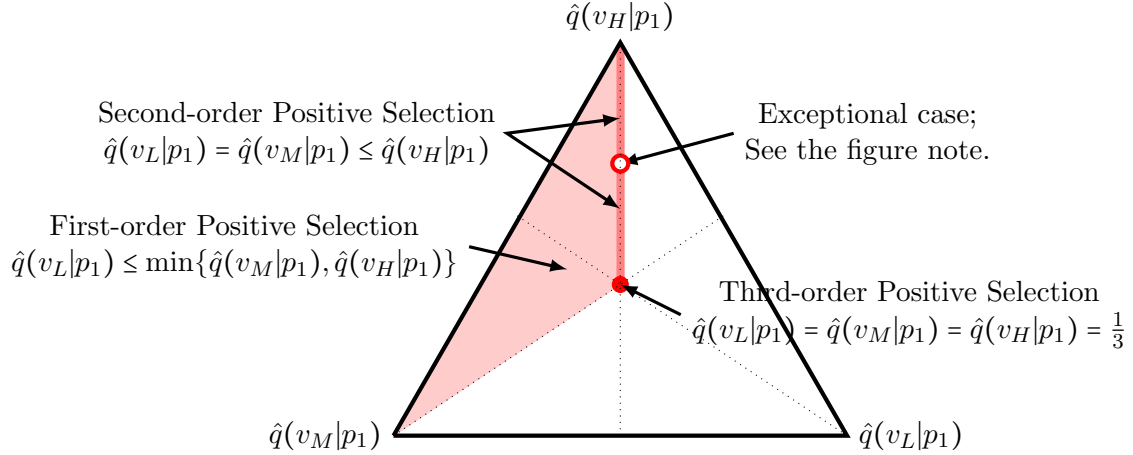


Figure 1: Positive Selections and Posterior Beliefs

The unit simplex represents all possible posterior beliefs after the first-round rejection. The shaded area and the vertical line respectively represent the set of posterior beliefs admissible under the first- and second-order positive selection. The filled circle at the center represents the posterior belief under the third-order positive selection, except for the case where $p_1 = p_H$ in $M420$. The hollow circle near the top vertex represents the posterior belief under the third-order positive selection for the exceptional case.

simplex. Furthermore, except for the case of $v_M = 420$ and $p_1 = p_H$, the third-order positive selection restricts the posterior beliefs to a point at $\hat{q}(v_L|p_1) = \hat{q}(v_M|p_1) = \hat{q}(v_H|p_1)$, the red dot at the center of the figure. The posterior belief under the third-order positive selection for the exceptional case of $p_1 = p_H$ and $v_M = 420$ is depicted as the hollow circle near the top vertex.

It is worth noting that each earlier hypothesis *neests* the later ones. If our experimental data do not support the theoretical predictions, these three hypotheses provide a clear way to identify the order at which subjects fail to follow the reasoning of positive selections.

Another important point is that the posterior beliefs are based on the assumption that buyers are rational. In this regard, the k th-order positive selection is a combination of $(2k - 1)$ th-order reasoning of the buyer and $(2k)$ th-order reasoning of the seller. For example, the first-order positive selection is a combination of level 1 reasoning that the buyer with v_L does not reject the round 1 offer, and level 2 reasoning that the seller believes that the probability assigned to v_L should be lower than that assigned to v_M or v_H , given that the bargaining process moves to round 2. The assumption of the buyers' rationality will be handled shortly when addressing possible behavioral responses of the buyers. For now, the first three hypotheses illustrate the trail to the theoretical prediction under the assumption of rational agents.

The Seller’s Price Offers Suppose that the buyer has rejected p_1 in the first round. Given any posterior beliefs $\hat{q}(\cdot|p_1)$, the seller’s equilibrium offer p_2 must solve the following problem:

$$\max_{p_2 \in \mathcal{P}} \sum_{v:u(v) \geq p_2} p_2 \cdot \hat{q}(v|p_1) \quad \forall p_1 \in \mathcal{P}. \quad (3.12)$$

Since we solicited the sellers to report their posterior beliefs, we can test the following hypothesis.

Hypothesis 4. *Given the seller’s reported posterior belief $\hat{q}(\cdot|p_1)$, the price offered in the second round maximizes the seller’s expected payoff.*

By testing Hypotheses 1–4 together, we can check the validity of BP’s theoretical prediction and also identify in which part it drops the ball. If, for example, Hypotheses 1–3.B are supported but Hypothesis 4 is rejected, then it is the seller’s failure to maximize the expected payoff given his self-reported posterior beliefs. On the other hand, if Hypothesis 4 is supported but any of Hypotheses 2, 3.A, and 3.B is not, then it is the seller’s failure of higher-order positive selection reasoning. If we reject Hypothesis 1, then the inconsistency between the theoretical prediction and experimental evidence would be mostly due to the failure of Bayesian updating.

So far, the hypotheses above describe how the sellers would update their beliefs and offer prices accordingly. The next hypothesis regards the buyers’ decisions. In theory, the buyer’s response is quite straightforward: If the buyer rationally believes that p_2 cannot be lower than p_1 in any case, the buyer should immediately accept p_1 if $v - w \geq p_1$ or take the outside option otherwise. In the following, we set our hypothesis based on two important factors that may affect the buyers’ decisions: misspecified beliefs and inequity aversion.

For all three treatment conditions M90, M240, and M420, $\sigma_v(D|p_1)$ is exactly or very close to zero for any $(v, p_1) \in V \times \mathcal{P} = \{v_L, v_M, v_H\} \times \{p_L, p_M, p_H\}$.¹⁸ This is the case only if the buyer expects that delaying the negotiation in the first round is not worth:

$$\mathbb{E}[\delta \max\{v - p_2, w\}] \leq \max\{w, v - p_1\}, \quad (3.13)$$

where the expectation on the left-hand side of the inequality is taken with respect to the buyer’s expectation about the seller’s offer p_2 in the second round. If this is not the case, that is, if some buyers are mistakenly or irrationally optimistic about p_2 , then some buyer type in $\{v_H, v_M, v_L\}$ will find it optimal to delay in the first round, contradictory to the prediction of positive selection.

Table 3 shows the cases in which the inequality (3.13) can be violated. When either $v = v_L$ or $p_1 = p_L$, the inequality always holds regardless of the buyer’s misspecified beliefs. In the remaining four cases (shaded in red or blue), the inequality can be violated if the buyer believes that p_2 is

¹⁸In the case of $v_M \in \{240, 90\}$, we have $\sigma_v(D|p_1) = 0$ for any $(v, p_1) \in V \times \mathcal{P}$. In the case of $v_M = 420$, we still have $\sigma_v(D|p_1) = 0$ for all (v, p_1) except for (v_H, p_H) , in which case $\sigma_{v_H}(D|p_1 = p_H)$ also remains very close to 0; see (3.11).

highly likely to be low.¹⁹ Since the violation condition for p_M (shaded in blue) is more stringent than that for p_H (shaded in red), if the experimental data shows some “delays,” then it is most likely in the $v-p_1$ pair shaded in red, somewhat likely in the pair shaded in blue, and not likely in other pairs. This leads to the following hypothesis.

$$\mathbb{E}[\delta \max\{v - p_2, w\}] \leq \max\{w, v - p_1\}?$$

$v \setminus p_1$	p_L	p_M	p_H
v_L	always holds	always holds	always holds
v_M	always holds	can be violated	can be violated
v_H	always holds	can be violated	can be violated

Table 3: Validity of not expecting “too low price” in round 2

Hypothesis 5. *Buyers with v_M or v_H are more likely to delay in response to p_H , somewhat likely to delay in response to p_M , and not likely to delay in response to p_L . Buyers with v_L are not likely to delay in response to any price offer in round 1.*

Testing Hypothesis 5 enables us to gather insights into whether the buyer’s decision to delay is influenced by their misspecified expectation of the second-round price offer. If the buyer’s expectation violates (3.13), it would imply that the buyer anticipates the second-round price offer to be sufficiently low, justifying the decision to delay. If our observations are consistent with Hypothesis 5, it would indicate that buyers’ decisions are rational given their misspecified beliefs. Conversely, a lack of consistency might suggest that their decisions are driven by some other fundamental reasoning failure. One of the possible candidates driving the failure of the positive-selection reasoning might be the buyer’s inequity aversion.²⁰

Finally, in the first round, the seller’s offer must maximize the seller’s static profit:

$$\max_{p_1 \in \mathcal{P}} \sum_{v \in V: u(v) \geq p_1} p_1 \cdot q(v). \quad (3.14)$$

In other words, the seller offers $p_1 = p^*$ in equilibrium. No delay occurs in equilibrium.

Hypothesis 6. *The observed p_1 solves the maximization problem (3.14). No delay occurs.*

¹⁹For example, (3.13) is violated, and thus a buyer of type $v = v_M$ would reject $p_1 = p_M$ iff $\Delta b_M + (v_M - p_L - w)b_L > [w(1 - \delta) + \Delta]/\delta$, where b_M (respectively, b_L) represents the buyer’s (misspecified) probability that $p_2 = p_M$ (respectively, $p_2 = p_L$). Similarly, the buyer would reject p_1 in the cases corresponding to the other three colored cells iff a weighted sum of b_L and b_M is sufficiently large. The exception occurs in the treatment condition M90 for the case $(v, p) = (v_H, p_M)$, in which (3.13) holds for any belief of the buyer, and thus a rejection should not occur. The intuition is as follows: with $v_M = 90$, the price $p_1 = p_M = 40$ is already attractive to the high-type buyer. Therefore, the high-type buyer never finds rejecting $p_1 = p_M$ optimal, regardless of her beliefs about p_2 .

²⁰However, we will claim that the inequity aversion hardly explains our observation in Section 4.

4 Results

In this section, we first report the summary of experimental findings and then present each part of experimental findings in the corresponding order of our hypotheses. Throughout this section, “Rejection of p_1 ” is a shorthand for the event that the buyer chooses to delay in response to the seller’s offer p_1 , neither accepting p_1 nor exercising the outside option in the first round.

	<i>M90</i>	<i>M240</i>	<i>M420</i>
Avg.Offer (Theory)	346.25 (440)	295.86 (440)	378.50 (360)
%Reject_ v_L (Theory)	39 (0)	35 (0)	32 (0)
%Reject_ v_M (Theory)	51 (0)	60 (0)	74 (0)
%Reject_ v_H (Theory)	63 (0)	50 (0)	59 (0)
Avg.SellerPayoffs (Theory)	54.43 (146.67)	87.94 (146.67)	165.16 (240)
Avg.BuyerPayoffs (Theory)	111.60 (53.33)	119.20 (53.33)	86.25 (83.33)

Table 4: Summary of Experimental Findings

Avg.Offer is the average of the first-round price offers. %Reject_ v_i is the percentage that a buyer with type v_i rejects the price offer. Avg.SellerPayoffs and Avg.BuyerPayoffs are the average payoffs of the sellers and the buyers, respectively. Theoretically predicted values are in parentheses.

Table 4 shows the overall experimental findings, juxtaposing theoretical predictions. Except for a few coincidental numbers, there are substantial differences between experimental findings and theoretical predictions. The seller’s equilibrium price offer is the smallest in *M420*, but the seller’s average price offer shows the opposite. The seller’s equilibrium price offer in *M90* is identical to that in *M240*, but the average offer in *M90* is significantly larger than that in *M240*. The average payoff²¹ of the seller is the largest in *M420*, but that is significantly smaller than the expected payoff. The buyer’s average payoff in *M420* was the smallest, while theory predicts the opposite.

A substantial proportion of rejections is one of the most distinctive inconsistencies we observe from the data. For any buyer type and any price in the first round, the unique equilibrium predicts that every buyer should either accept the first-round price offer or exercise the outside option, so no one should choose to delay. Even when a buyer draws the lowest value so that rejecting does not create a chance for any practically profitable deviations, 39% of the low-type buyers reject in *M90*, 35% and 32% of the low-type buyers reject in *M240* and *M420*, respectively. Middle- and high-type buyers tend to reject more than 50% of the price offer in the first round.

Since we collect the seller’s posterior belief about the matched buyer’s type when the first round ends up with the buyer’s rejection, we could exploit the luxury of 614 observations about

²¹Since one of the ten matches was randomly selected for payment, the average payoff (the average of ten matches) is different from what the experiment participants actually earned.

the posterior beliefs.²² Figure 2 shows all reported posterior beliefs. A larger circle indicates more observations in the center of the circle.

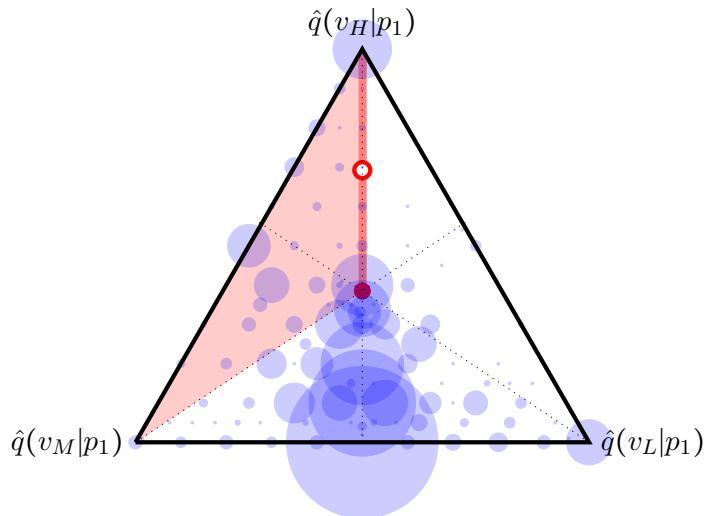


Figure 2: Observed posterior beliefs

The most frequent posterior belief is at $(\hat{q}(v_L|p_1), \hat{q}(v_M|p_1), \hat{q}(v_H|p_1)) = (0.5, 0.5, 0)$. The second- and third-most frequent posterior beliefs are $(0.45, 0.45, 0.1)$ and $(0.4, 0.4, 0.2)$, and these three beliefs account for 19% (128 out of 614) of the entire observed posterior beliefs. In Figure 2, the posterior beliefs spotted in the top-left shaded area of the unit simplex are the ones that can be rationalized in the first-order positive selection, and about two-thirds of posterior belief reports are outside of the area. This evidence already indicates that the majority of sellers fail at the first-order positive selection reasoning. Note further that the posterior being in the shaded area is a necessary, but not a sufficient, condition supporting the first-order positive selection, so we interpret our observations most favorably toward equilibrium reasoning.

Result 1. *51.22% (753 out of 1,470) of the first-round price offers were rejected. Among 614 reported posterior beliefs, 36.64% of them are rationalized in the first-order positive selection.*

It is worth noting that the majority of posterior beliefs seem to reflect the *negative selection*, believing that the high-type buyers were more likely to accept the first-round price offer so the remaining demand pool consists of more of the middle- and low-type buyers. This reasoning theoretically holds when the outside option does not exist, and it leads to a qualitatively opposite prediction about the equilibrium price dynamics and the seller's payoff.²³ Also, if the sellers believed that the high-type buyers would accept the price offer and the low-type buyers would take the

²²The bargaining procedure moves on to the second round with probability $\delta = 0.8$, so the 614 posterior beliefs are about 81.5% of the bargaining cases in which the seller's first-round offer is rejected.

²³This observation is consistent with the findings from our companion paper (Chang et al., 2024) reporting similarities between the bargaining dynamics with and without the outside option.

outside option in the first round, that is, if they applied the positive and the negative selection reasoning simultaneously, then they would have reported that the remaining demand pool mainly consists of the middle type. As illustrated in [Figure 2](#), few posterior beliefs are reported around the vertex of $\hat{q}(v_M|p_1)$, indicating that the positive selection reasoning had not been applied. Thus, we claim the sellers' failure of positive selection reasoning²⁴ is the main driving force behind the stark discrepancy between the theoretical predictions and our experimental findings.

We further investigate how many reported posterior beliefs pass the second- and third-order positive selections. The condition for the second-order positive selection is $\hat{q}(v_L|p_1) = \hat{q}(v_M|p_1) \leq \hat{q}(v_H|p_1)$. We slightly weaken this condition and count the posterior belief reports that satisfy $\hat{q}(v_L|p_1) \leq \hat{q}(v_H|p_1)$ and $\hat{q}(v_M|p_1) \leq \hat{q}(v_H|p_1)$.

Result 2. *24.59% of the posterior beliefs (151 out of 614) are rationalized in the second-order positive selection.*

Except for the case of $p_1 = p_H$ in *M420* where the posterior belief under the third-order positive selection is (2/13, 2/13, 9/13), the equilibrium posterior belief of all other cases is (1/3, 1/3, 1/3). Since we asked the seller subjects to report how likely their matched buyer is of high/middle/low type on an integer scale of 0 to 100, we did not take the prior belief (33.3, 33.3, 33.3) as a valid answer. Subjects who wanted to submit an equal likelihood in the posterior belief should then submit a permutation of (33, 33, 34) or similar. To count the incidences of the third-order positive selection, we regard any posterior beliefs such that $\max\{\hat{q}(v_l|p_1), \hat{q}(v_m|p_1), \hat{q}(v_h|p_1)\} - \min\{\hat{q}(v_l|p_1), \hat{q}(v_m|p_1), \hat{q}(v_h|p_1)\} \leq 0.05$ to be close enough to the equilibrium posterior beliefs. Similarly, for the case of $p_1 = p_H$ in *M420*, any posterior beliefs $\{\hat{q}(v_l|p_1), \hat{q}(v_m|p_1), \hat{q}(v_h|p_1)\}$ such that $\hat{q}(v_l|p_1) \in [0.13, 0.17]$, $\hat{q}(v_m|p_1) \in [0.13, 0.17]$, and $\hat{q}(v_h|p_1) \in [0.66, 0.74]$ are counted as the incidences of the third-order positive selection. However, not many posterior beliefs fall within this generous definition.

Result 3. *Only 6.51% of the posterior beliefs (40 out of 614) are rationalized in the third-order positive selection.*

It is worth noting that the third-order positive selection leads the posterior belief to be identical to the prior belief in most cases. Thus, we must keep in mind that some of the observations may not be the result of the third-order reasoning, but the result of zero reasoning. When examining our next result, we will revisit this issue.

Hypothesis 4 regards the individual consistency. From Results 1–3, we know few subjects' posterior beliefs are consistent with the equilibrium belief. It does not, however, mean that the subjects are irrational. If their second-round price offer is consistent with the optimal price offer

²⁴Some buyers' behaviors were not rational as well, but even if the sellers would take into account some buyers' irrational behaviors, the reported posterior beliefs should have been different from what we observe. See the discussions after [Result 4](#).

derived from their reported belief, then we could say that the sellers’ behavior is properly driven by their incentives to maximize profit.

Overall, 66.94% (411 out of 614) of the second-round price offers were optimal from their subjective beliefs. Among those who passed the first-order positive selection, 70.22% of the second-round price offers were optimal. Among those who pass the second-order positive selection, 76.82% of the second-round price offers were optimal, indicating that higher-order reasoning on positive selection is positively associated with pricing optimality. However, among those who passed the third-order positive selection, only 55.00% of the price offers were optimal. This is because the equilibrium posterior belief $(1/3, 1/3, 1/3)$ is observationally equivalent to the most naïve subject’s response—keep the prior. Once we regard only those who (1) report the posterior belief closer to the equilibrium posterior and (2) offer the optimal price given their belief in the second round as the “equilibrium sellers,” there are only 22 data points (out of 614), or only 13 subjects out of 147.

Result 4. *A majority (66.94%) of the second-round price offers were optimal in the sense that the offer maximizes the expected profit calculated with their subjective beliefs. Higher-order reasoning on positive selection is positively associated with pricing optimality.*

Now we turn to the buyer’s responses. Hypothesis 5 states that even if we observe some rejections in round 1, such rejections are more likely from the middle- or high-type buyers who receive $p_1 = p_M$ or $p_1 = p_H$. Table 5 shows the proportions of rejected price offers in round 1. Supporting Hypothesis 5, buyers with v_M or v_H tend to reject p_H more frequently than p_M , and do not reject p_L at all. What is inconsistent with Hypothesis 5 is that about one third of the low-type buyers rejected p_M and p_H . It implies that some low-type buyers expect that the price offer in the second round would sharply drop to p_L , which is both groundless and worthless. It is groundless because a rational seller who offered either p_M or p_H in the first round would never drop the second-round price to p_L . It is worthless because even in the most optimistic situation where the seller indeed offers p_L in the second round, the expected payoff $\delta(v_L - p_L) = 0.8 * 60 = 48$ is strictly smaller than 50, the value of the outside option.²⁵

Result 5. *Some buyers with v_H or v_M reject the first-round price offer, expecting that the second-round price offer would be more favorable to them. Some low-type buyers also reject price offers where they could have been better off by exercising the outside option.*

We claim that the buyers’ decisions are not driven by inequity aversion for a number of reasons and provide supplementary observations. First, as we stated in Hypothesis 1, the low-type buyer does not have a strong reason to reject the first-round price offer, even if the buyer is averse to

²⁵In the last three periods, such proportions of rejections are maintained at slightly decreased levels of 28.36% (19 out of 67) in p_M and 28.92% (24 out of 83) in p_H , respectively. So we claim that inexperience or lack of understanding are not the primary factors behind this observation.

$v \setminus p_1$	p_L	p_M	p_H
v_L	9% (1/11)	36% (76/211)	36% (102/280)
v_M	0% (0/3)	57% (137/240)	67% (151/227)
v_H	0% (0/7)	31% (72/231)	82% (214/260)

Table 5: Proportions of Rejecting the First-Round Offer

Each entry shows the percentage of rejections when the buyer’s type corresponds to the first column, and the seller’s first-round offer corresponds to the first row. The number of rejections over the number of offers is in parentheses.

disadvantageous inequity.²⁶ Second, if the buyer’s (dis)advantageous inequity aversion were the reason for rejection, we would have a lower rejection rate when the experimental design effectively rules out the channel of other-regarding preferences. Our data shows the opposite: In our main experiment, 65% (127 out of 195) of the middle-type buyers in $M240$ and $M420$ rejected $p_1 = p_M$, while in the supplementary experiment designed to rule out the other-regarding preferences using the Amended Random Payment (ARP) method (Lim and Xiong, 2021), the rejection rate was 81% (17 out of 21). See Appendix B.1 for more evidence that inequity aversion does not affect the seller’s posterior beliefs.

Some may argue that the seller’s posterior beliefs may be reflecting the buyers’ (perhaps irrational) behaviors, and that may be why they did not update the posterior belief in an equilibrium way. We still claim that the discrepancies between theoretical predictions and experimental findings are mainly due to the seller’s failure of positive selection reasoning. Note that even if the bargaining process moves to round 2, the seller could not observe the matched buyer’s type, which means that the information presented in Table 5 is unavailable to the seller. Also, even if the sellers correctly anticipated that the proportions of rejecting the first-round price offer are similar to those in Table 5, the ‘empirical’ posterior belief, $(\hat{q}(v_L|p_1), \hat{q}(v_M|p_1), \hat{q}(v_H|p_1))$ based on such observations would be (29%, 46%, 25%) for $p_1 = p_M$ and (19%, 36%, 44%) for $p_1 = p_H$, which are depicted as blue diamonds in Figure 3. Few posterior beliefs are spotted around the empirical posterior belief, implying that it does not seem that the sellers correctly respond to the buyers’ behaviors.

Lastly, we count how many first-round price offers are equal to the equilibrium offer. Overall, 64.29% of the offers (945 out of 1,470) in the first round were the profit-maximizing price. Figure 4 shows the proportion of each price per treatment, and black bars indicate the proportion of the optimal price.

As barely noticeable, few sellers offer $p_1 = 10$ in all treatments. While the optimal price (p_H

²⁶The second-order positive selection (Hypothesis 2) is also robust to the buyer’s aversion to disadvantageous inequity for the case $v_M = 90$. The reason is essentially identical to one following Hypothesis 1. Both exercising the outside option and accepting p_M lead the buyer type $v_M = 90$ to obtain an advantageous payoff. Thus, any disadvantageous inequity aversion cannot counter the second-order positive selection that arises from the buyer’s comparison between these two outcomes.

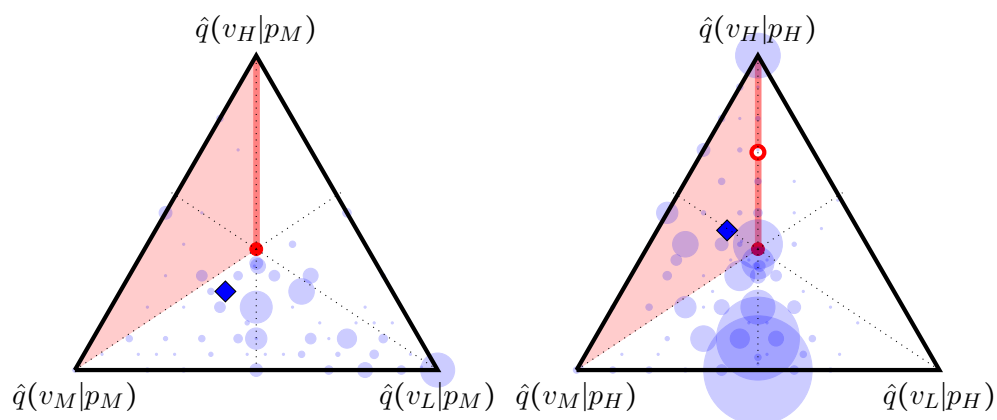


Figure 3: Observed and Empirical posterior beliefs, by p_1

The blue circles on the left (right) depict the reported posterior beliefs after the first-round price offers of p_M (p_H) are rejected. A larger circle means more observations in the center of it. The diamond shape in each simplex indicates the posterior belief consistent with the empirically observed proportions of the first-round price offer rejections.

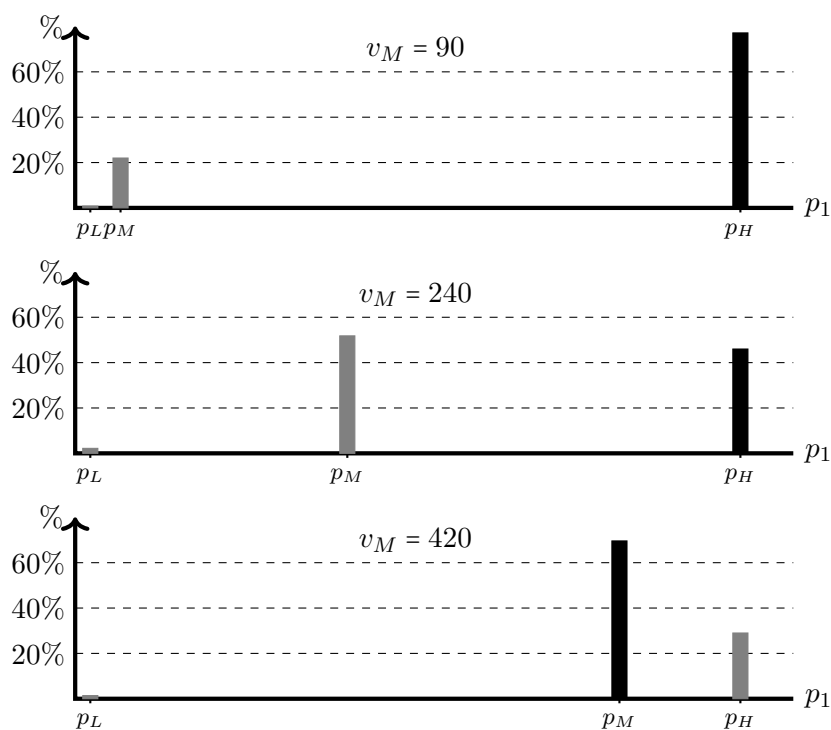


Figure 4: Optimal pricing or targeting the middle

Each bar depicts the percentage of the first-round offers. The black bar indicates the optimal price offer given v_M .

and p_M , respectively) was most frequently offered in $M90$ and $M420$, p_M instead of the optimal price p_H was most frequently offered in $M240$. Does it mean that the sellers in $M240$ were less rational? We doubt this. It is more plausible that the experiment participants are inclined to offer the middle price if that middle one is not too far from what they expect to be optimal.

5 Conclusion

In this paper, we experimentally examine how the idea of positive selection unfolds in a two-round bargaining game with one-sided, incomplete information. Inconsistent with theory, a substantial proportion of first-round price offers are rejected when an outside option is available. The reported beliefs from the sellers after a price offer is rejected confirm that the higher-order positive selection does rarely take place in the lab: Even in our generous definition, only about 7% of the posterior beliefs are considered as the result of the third-order positive selection. Worse yet, about half of those with the “correct” posterior belief were the most naïve ones who merely stuck to the prior and could not find the profit-maximizing price. Overall, this failure of the inductive process of positive selection leads the sellers to earn profits much less than what the theory predicts.

The main contribution of this paper is to decipher at which level of positive selection reasoning fails. This is beyond merely examining the validity of the theoretical predictions of the game, and we believe it is more important for counterfactual analyses and policy suggestions. We found a clear rejection of the theoretical predictions, and our experimental design allows us to enunciate the drivers of the discrepancies between experimental data and theoretical predictions. We hope our method of experimentally stripping down the several layers of rational reasoning to be used in various contexts whose equilibrium predictions are derived from multiple thought processes.

Unraveling serves as a fundamental concept in numerous theoretical findings across different contexts, such as bilateral bargaining and information disclosure. Our study suggests that the observed failures of unraveling in both laboratory and real-world settings (Jin et al., 2021; Brown et al., 2012) may primarily stem from a lack of strategic sophistication among participants. This raises the question of whether any intervention aimed at facilitating the initiation of the unraveling process could potentially trigger the entire process. To the best of our knowledge, no prior research has investigated the responsiveness of unraveling to such interventions at the initial stage. We consider this question to be an intriguing avenue for future research.

References

- Abeler, Johannes, Daniele Nosenzo, and Collin Raymond**, “Preferences for truth-telling,” *Econometrica*, 2019, *87* (4), 1115–1153.
- Bereby-Meyer, Yoella and Muriel Niederle**, “Fairness in bargaining,” *Journal of Economic Behavior & Organization*, 2005, *56* (2), 173–186.
- Board, Simon and Marek Pycia**, “Outside options and the failure of the Coase conjecture,” *American Economic Review*, 2014, *104* (2), 656–71.
- Brandts, Jordi and Gary Charness**, “The strategy versus the direct-response method: a first survey of experimental comparisons,” *Experimental Economics*, 2011, *14*, 375–398.
- Brown, Alexander L., Colin F. Camerer, and Dan Lovallo**, “To Review or Not to Review? Limited Strategic Thinking at the Movie Box Office,” *American Economic Journal: Microeconomics*, May 2012, *4* (2), 1–26.
- Burchardi, Konrad B. and Stefan P. Penczynski**, “Out of your mind: Eliciting individual reasoning in one shot games,” *Games and Economic Behavior*, 2014, *84*, 39–57.
- Burdea, Valeria and Jonathan Woon**, “Online belief elicitation methods,” *Journal of Economic Psychology*, 2022, *90*, 102496.
- Catonini, Emiliano**, “The failure of Coase conjecture with outside options: a rationalizability approach,” 2022. Working paper.
- Chang, Dongkyu**, “Optimal Sales Mechanism with Outside Options,” *Journal of Economic Theory*, 2021, *195*, 105279.
- **and Jong Jae Lee**, “Price Skimming: Commitment and Delay in Bargaining with Outside Option,” *Journal of Economic Theory*, 2022, *205*, 105528.
- **, Duk Gyoo Kim, and Wooyoung Lim**, “Positive and Negative Selection in Bargaining,” 2024. Working paper.
- Chen, Daniel L., Martin Schonger, and Chris Wickens**, “oTree—An open-source platform for laboratory, online, and field experiments,” *Journal of Behavioral and Experimental Finance*, 2016, *9*, 88–97.
- Coase, Ronald H.**, “Durability and Monopoly,” *The Journal of Law and Economics*, 1972, *15* (1), 143–149.
- Danz, David, Lise Vesterlund, and Alistair J. Wilson**, “Belief Elicitation and Behavioral Incentive Compatibility,” *American Economic Review*, September 2022, *112* (9), 2851–2883.

- Demichelis, Stefano and Jörgen W Weibull**, “Language, meaning, and games: A model of communication, coordination, and evolution,” *American Economic Review*, 2008, *98* (4), 1292–1311.
- Fanning, Jack**, “Outside options, reputations, and the partial success of the Coase conjecture,” 2023. Working paper.
- Fehr, Ernst and Klaus M. Schmidt**, “A theory of fairness, competition, and cooperation,” *The Quarterly Journal of Economics*, 1999, *114* (3), 817–868.
- Fudenberg, Drew and Jean Tirole**, *Game Theory*, The MIT Press, 1991.
- , **David Levine, and Jean Tirole**, “Infinite Horizon Models of Bargaining with One-sided Incomplete Information,” in A. E. Roth, ed., *Bargaining with Incomplete Information*, London/New York: Cambridge University Press, 1985, pp. 73–98.
- Gneezy, Uri, Agne Kajackaite, and Joel Sobel**, “Lying aversion and the size of the lie,” *American Economic Review*, 2018, *108* (2), 419–453.
- Gul, Faruk, Hugo Sonnenschein, and Robert Wilson**, “Foundations of Dynamic Monopoly and the Coase Conjecture,” *Journal of Economic Theory*, 1986, *39* (1), 155–190.
- Hwang, Ilwoo and Fei Li**, “Transparency of outside options in bargaining,” *Journal of Economic Theory*, 2017, *167*, 116–147.
- Jin, Ginger Zhe, Michael Luca, and Daniel Martin**, “Is No News (Perceived As) Bad News? An Experimental Investigation of Information Disclosure,” *American Economic Journal: Microeconomics*, May 2021, *13* (2), 141–173.
- Kim, Duk Gyoo**, ““One Bite at the apple”: Legislative bargaining without replacement,” *Journal of Economic Psychology*, 2023, *95*, 102589.
- Kneeland, Terri**, “Identifying Higher-Order Rationality,” *Econometrica*, 2015, *83* (5), 2065–2079.
- Lim, Wooyoung and Siyang Xiong**, “Does jump bidding increase sellers’ revenue? Theory and experiment,” *Journal of Economic Behavior & Organization*, 2021, *189*, 84–110.
- Nishimura, Takeshi and Nobuyuki Hanaki**, “On the performance of the Crémer-McLean auction: An experiment,” Technical Report, ISER Discussion Paper 2024.
- Roth, Alvin E. and J. Keith Murnighan**, “Equilibrium behavior and repeated play of the prisoner’s dilemma,” *Journal of Mathematical psychology*, 1978, *17* (2), 189–198.
- Tirole, Jean**, “From Bottom of the Barrel to Cream of the Crop : Sequential Screening with Positive Selection,” *Econometrica*, 2016, *84* (4), 1291–1343.

Online Appendices

A Proof of Proposition 1

We focus on the case ϵ is positive but small; the case $\epsilon = 0$ is already proved in the main text. Pick any sequence of equilibria $((\sigma^n, \tau^n, \hat{q}^n))_{n=1}^\infty \in \prod_{n=1}^\infty \mathcal{E}(\epsilon^n)$ such that $\epsilon^n > 0$ for all n but vanishes to zero as $n \rightarrow \infty$. It suffices to show that

$$\lim_{n \rightarrow \infty} \sigma_v^n(D|p_1) = 0 \quad \forall p_1 \in \mathcal{P}, v \in V. \quad (\text{A.1})$$

(A.1) also implies that the seller's expected payoff from charging $p_1 \in \mathcal{P}$ in each $(\sigma^n, \tau^n, \hat{q}^n)$ is

$$\sum_{v \in V: u(v) \geq p_1} p_1 \cdot q(v) + o_n,$$

where o_n is the term that vanishes as $n \rightarrow \infty$. Thus, given that \mathcal{P} is finite, the seller's equilibrium offer in the first round should solve the maximization problem (2.1) for all sufficiently large n .

Pick $p_1 \in \mathcal{P}$ arbitrarily, and suppose for contradiction that there is a buyer type $v \in V$ such that $\limsup_{n \rightarrow \infty} \sigma_v^n(D|p_1) > 0$. Let v_0 be the lowest one among all such buyer types; that is, $\lim_{n \rightarrow \infty} \sigma_v^n(D|p_1) = 0$ for any $v < v_0$. We may assume without loss that $\sigma_v^n(D|p_1)$ is convergent for all v (we may take a subsequence, if necessary). Now, suppose that the seller offers p_1 in the first round and then this offer is rejected by the buyer. Also, suppose that the negotiation proceeds to the next round, and then, the seller offers $p_2 = p'_2 < \bar{p}(v_0)$ in the second round. p'_2 is accepted by the buyer if and only if $u(v) > p'_2$, and thus, the seller's payoff from charging p'_2 is

$$\Pi^n(p'_2) := p'_2 \sum_{v: u(v) > p'_2} \hat{q}^n(v|p_1).$$

Similarly, the seller's payoff from charging $p_2 = \bar{p}(v_0)$ in the second round is

$$\Pi^n(\bar{p}(v_0)) := \bar{p}(v_0) \sum_{v: u(v) > \bar{p}(v_0)} \hat{q}^n(v|p_1).$$

The difference between these two payoffs is

$$\begin{aligned} \Pi^n(\bar{p}(v_0)) - \Pi^n(p'_2) &= (\bar{p}(v_0) - p'_2) \sum_{u(v) > \bar{p}(v_0)} \hat{q}^n(v|p_1) - p'_2 \sum_{p'_2 < u(v) < \bar{p}(v_0)} \hat{q}^n(v|p_1) \\ &> (\bar{p}(v_0) - p'_2) \hat{q}^n(v_0|p_1) - p'_2 \sum_{p'_2 < u(v) < \bar{p}(v_0)} \hat{q}^n(v|p_1) \\ &= \hat{q}^n(v_0|p_1) \left[\bar{p}(v_0) - p'_2 - p'_2 \sum_{p'_2 < u(v) < \bar{p}(v_0)} \frac{\hat{q}^n(v|p_1)}{\hat{q}^n(v_0|p_1)} \right], \end{aligned}$$

where the inequality holds because $\bar{p}(v_0) > p'_2$ and $u(v_0) > \bar{p}(v_0)$. By Bayes' rule,

$$\lim_{n \rightarrow \infty} \frac{\hat{q}^n(v|p_1)}{\hat{q}^n(v_0|p_1)} = \lim_{n \rightarrow \infty} \frac{q(v)[\epsilon^n + (1 - \epsilon^n)\sigma_v^n(D|p_1)]}{q(v_0)[\epsilon^n + (1 - \epsilon^n)\sigma_{v_0}^n(D|p_1)]} = \frac{q(v) \cdot 0}{q(v_0) \lim_{n \rightarrow \infty} \sigma_{v_0}^n(D|p_1)} = 0$$

for any v such that $u(v) < \bar{p}(v_0)$. On the other hand,

$$\begin{aligned} \lim_{n \rightarrow \infty} \hat{q}^n(v_0|p_1) &= \lim_{n \rightarrow \infty} \frac{q(v_0)[\epsilon^n + (1 - \epsilon^n)\sigma_{v_0}^n(D|p_1)]}{\epsilon^n + (1 - \epsilon^n) \sum_v q(v)\sigma_v^n(D|p_1)} \\ &\geq \lim_{n \rightarrow \infty} q(v_0) (\epsilon^n + (1 - \epsilon^n)\sigma_{v_0}^n(D|p_1)) \\ &= q(v_0) \lim_{n \rightarrow \infty} \sigma_{v_0}^n(D|p_1) \\ &> 0, \end{aligned}$$

where the weak inequality holds because the denominator $\epsilon^n + (1 - \epsilon^n) \sum_v q(v)\sigma_v^n(D|p_1)$ is always weakly less than 1. Thus,

$$\lim_{n \rightarrow \infty} (\Pi^n(\bar{p}(v_0)) - \Pi^n(p'_2)) > \lim_{n \rightarrow \infty} \hat{q}^n(v_0)(\bar{p}(v_0) - p'_2) > 0 \quad \forall p'_2 < \bar{p}(v_0).$$

This shows that, for any n such that $\Pi^n(\bar{p}(v_0)) - \Pi^n(p'_2) > 0$ (which is the case for all sufficiently large n), the seller will never charge $p'_2 < \bar{p}(v_0)$ in the second round. Thus, the buyer type v_0 's expected payoff from rejecting p_1 and delaying the negotiation to the second round is at most

$$\delta \max\{w, v_0 - \bar{p}(v_0)\} < \delta \max\{w, w + \Delta\} = \delta(w + \Delta) < \delta w + (1 - \delta)(1 - \epsilon^n)w \leq w$$

where the first and second inequalities respectively follow the definition of Δ and (A2). The buyer type v_0 finds it strictly more profitable to exercise the outside option in the first round than delaying the negotiation. This contradicts the hypothesis that $\limsup_{n \rightarrow \infty} \sigma_{v_0}^n(D|p_1) > 0$.

B Supplementary Experiments

B.1 Other-regarding preference and the ARP method

Our earlier arguments suggest that other-regarding preferences may not substantially impact the observed data. First, even if sellers exhibit inequity aversion and are reluctant to offer the equilibrium price, the design feature of our experiment that only three discrete prices are available makes it prohibitively costly for sellers to select the closest alternative price. Second, from the buyer's perspective, an outside option is always present. Thus, even when a buyer perceives the seller's offer as unfair, immediately accepting the outside option may be preferable to rejecting the offer and risking random termination, along with the uncertainty about the seller's behavior in a

subsequent round. The only remaining theoretical concern arises when the buyer’s *advantageous* inequity aversion of exercising the outside option is substantial. We argue that this theoretical possibility—feeling sorry for exercising the outside option because it renders zero payoffs to the seller—is on the weak ground.

To empirically validate our argument, we conducted three additional experimental sessions, one for each treatment, with a modified design.²⁷ The sole difference from the main treatments was the incorporation of the Amended Random Payment (ARP) method developed by [Lim and Xiong \(2021\)](#). This approach has been proven effective in eliminating other-regarding motives. The ARP procedure was implemented as follows: Each participant’s final payment was determined by the outcome of one randomly chosen match, where the random draw was independent across individuals. For each bargaining match, participants were informed whether the current match would determine the final payment of their paired participant. Crucially, participants were not informed which match would determine their own payment until the experiment’s conclusion. They were reminded that the random draw for the match determining each participant’s final payment is independent. Consequently, knowing that the current match did not impact their paired participant’s payment (which occurred in 90% of observations), each individual participant would solely focus on maximizing their own payoff from their decisions, effectively removing other-regarding considerations.

	<i>M90</i>	<i>M240</i>	<i>M420</i>
Avg.Offer (Theory)	333.33 (440)	306.83 (440)	353.46 (360)
%Reject _{<i>v</i>_L} (Theory)	12 (0)	28 (0)	39 (0)
%Reject _{<i>v</i>_M} (Theory)	41 (0)	53 (0)	73 (0)
%Reject _{<i>v</i>_H} (Theory)	60 (0)	65 (0)	68 (0)
Avg.SellerPayoffs (Theory)	66.11 (146.67)	65.24 (146.67)	101.60 (240)
Avg.BuyerPayoffs (Theory)	108.33 (53.33)	142.22 (53.33)	125.43 (83.33)

Table 6: Summary of Experimental Findings: ARP

Avg.Offer is the average of the first-round price offers. %Reject_{*v*_{*i*}} is the percentage that a buyer with type *v_i* rejects the price offer. Avg.SellerPayoffs and Avg.BuyerPayoffs are the average payoffs of the sellers and the buyers, respectively. Theoretically predicted values are in parentheses.

The experimental outcomes from the three sessions with the ARP design (only the non-payment matches of the opponent) are summarized in Table 6. Compared to the data from the main treatments, the rejection rates are generally lower. However, these rejection rates still remain substantially higher than the theoretical predictions. Overall, the results do not provide evidence

²⁷We had 12, 14, and 18 participants in treatments *M90*, *M240*, and *M420*, respectively. All the experimental procedures except for the incorporation of the ARP method are identical to the main treatments. The average payment is HKD 131.6 (\approx USD 17) including the HKD 40 show-up fee. Data and detailed protocols are available upon request.

that other-regarding preferences qualitatively alter the observed behavior in our experiment.

The posterior beliefs of sellers reported in the three ARP sessions are illustrated in Figure 5. Consistent with the key finding from the belief data in the main treatments, the vast majority of observations lie outside the shaded area. This indicates that the overwhelming majority of sellers fail to exhibit first-order positive selection. Consequently, we can conclude that the main results regarding the failure of positive selection are not an artifact primarily driven by other-regarding preference considerations.

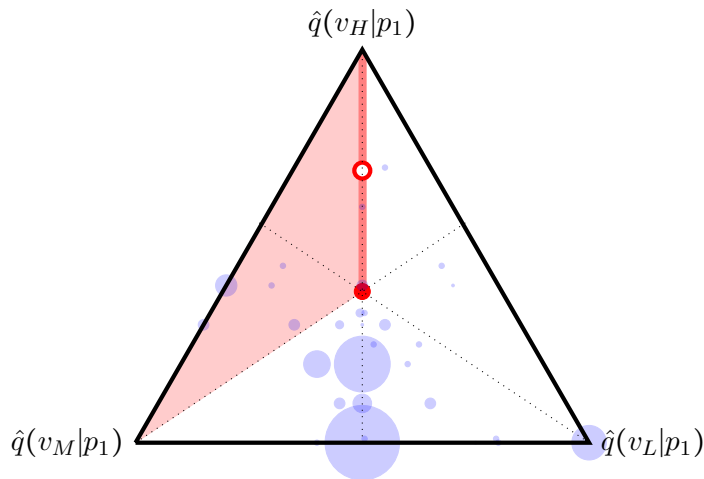


Figure 5: Observed posterior beliefs: ARP

B.2 Ultimatum Bargaining With A Privately Informed Buyer

Perhaps two other potential concerns when interpreting our main experimental observations are (1) the lack of the seller’s capability of considering a proper pricing strategy, and (2) the seller’s reflection of the buyer’s fairness concern. Although the second point is already addressed in the supplementary experiments adopting the ARP design, still there might be a case where reflection of the buyer’s fairness concern hampers the seller’s capability. To examine the possible effects of such concerns, we conducted four additional experimental sessions. Each session consists of 18 subjects in total, with 9 privately-informed buyers who have an outside option and 9 sellers who make a take-it-or-leave-it (TIOLI) offer to a randomly-paired buyer. They repeat the game for eight times with a randomly rematched pair. This supplementary treatment is essentially identical to the ultimatum bargaining experiment with private information and an outside option worth of 50. Unlike the main experiment we presented in this paper, the buyer’s value is randomly drawn from a range between 50 and 400. Once the buyer is offered, the buyer can accept the offer or take the outside option. We tested whether the average TIOLI offer is the same with the commitment price that maximizes the seller’s expected profit, which is 175 in our parametric setup. We found

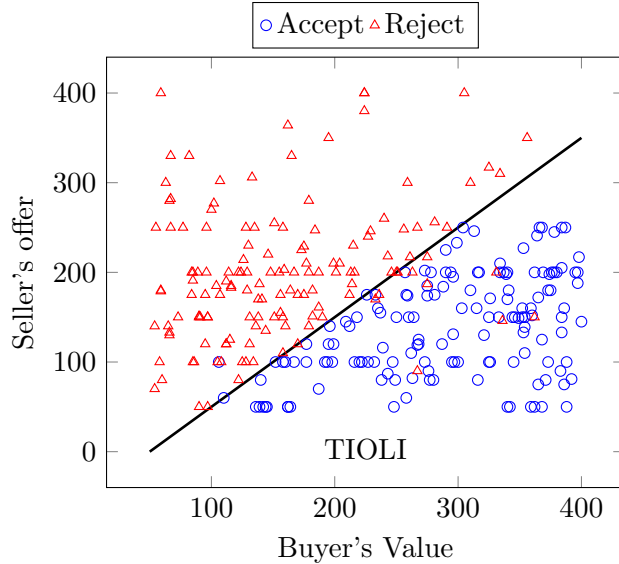


Figure 6: Scatterplot of Buyer's Value and Seller's Offer in the TIOLI experiment

that the average TIOLI offer, 166.92, is not significantly different from the the commitment price of 175 (p -value=0.391). This supplementary finding suggests that the sellers on average know the profit-maximizing offer in a TIOLI setting, so the reason why our experimental findings are inconsistent with positive selection reasoning is not due to the sellers' limited understanding of the pricing strategy.

Also, the overall observation is different from a typical ultimatum bargaining experiment where low, seemingly unfair, offers are rejected by the buyers. Figure 6 shows the plots of the buyer's value on the x-axis and the seller's offer on the y-axis. The black solid line on the scatterplot shows the buyer's indifference line between accepting the offer and exercising the outside option. When the buyer accepted the offer, the value–offer pair is depicted in blue circle. Otherwise, it is shown in red triangle. Figure 6 clearly demonstrates that indifference line delineates the most of the accepted offers and rejected offers, which bolsters our argument that other-regarding preference considerations are not the main driver behind our main observations.

C Sample Experimental Instructions

INSTRUCTIONS (For $v_M = 240$)

Welcome to the experiment. Please read these instructions carefully. There will be a quiz around the end of the instructions, to make sure you understand this experiment. The payment you will receive from this experiment depends on your decisions.

Your Role and Match

At the beginning of the experiment, one-half of the participants will be randomly assigned to the role of a **seller** and the other half the role of a **buyer**. Your role will remain fixed throughout the experiment.

The experiment consists of 10 **matches**. At the beginning of each match, one seller participant and one buyer participant are randomly paired. The pair is fixed **within the match**. After each match, participants will be reshuffled to form new pairs. You will not learn the identity of the participant you are paired with, nor will that participant learn your identity—even after the end of the experiment.

In this experiment, there is a seller who has an asset with no value, and a buyer who values the asset positively. The buyer’s value of the asset is represented by B . At the start of each match, the computer randomly selects B from the set $\{70, 240, 500\}$, where each value is equally likely to be chosen. B is fixed for each match but is independently selected for each new match. Importantly, **the buyer knows the value B , but the seller does not**.

Your Decisions in Each Match

Each match consists of up to **two rounds** of bargaining. In Round 1, a seller offers a price to sell the asset, and the buyer responds. If the offer is rejected, the match may move on to Round 2 of bargaining. The details follow.

Your Task as a Seller in Round 1: Suppose your role is a seller. At the beginning of Round 1, you will see the following figure. Three blue bars between 50 and 500 represent the possible values of B .

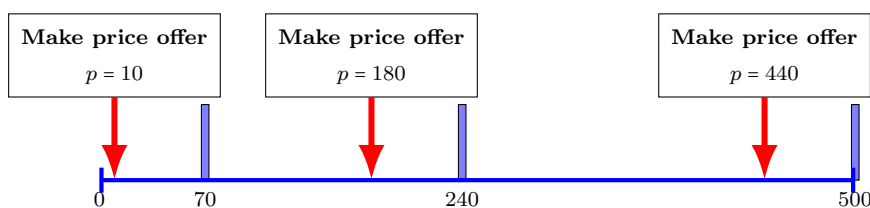


Figure 7: Seller’s Screen: Round 1

Choose your price offer by clicking one of the three buttons: “Make price offer $p = 10$ ”, “Make price offer $p = 180$ ”, and “Make price offer $p = 440$ ”. After that, click the submit button, and wait for the buyer’s decision. You expect one of three possible outcomes.

- If the buyer **accepts** the offer, the match is over and you earn p tokens.
- If the buyer **takes an outside option**, the match is over and you earn 0 tokens.
- If the buyer **rejects** the offer, then the match moves to Round 2 with an 80% chance. Note that if the match is terminated with a 20% chance, both you and the buyer earn 0 tokens.

When the buyer accepts the offer or takes an outside option, the buyer’s decision will be correctly carried with a 99.9% chance. With a 0.1% chance (1 in 1,000), however, a server computer overrides the buyer’s decision and rejects the offer. This minuscule probability is merely introduced to preserve a *theoretical* possibility of reaching Round 2. Since this probability is negligible, overriding is unlikely to happen in the course of your participation.

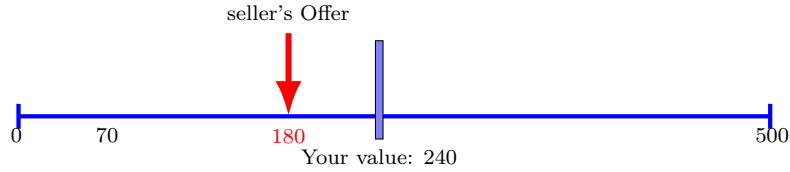


Figure 8: Buyer's Screen in Each Round

Your Task as a Buyer in Round 1: Suppose your role is a buyer. At the beginning of Round 1, you will see the following figure. The horizontal position of the blue bar represents B , your value of the asset. (B is 240 in this example, but your value can be 70 or 500 as well.) Once the seller in your pair offers a price, p , a red vertical arrow will appear on the figure. The position of the red arrow represents p . After that, decide whether to

- **accept** the offer and earn $(B - p)$ (in which case the match is over),
- **reject** it and move on to the next round with an 80% chance, or
- **take an outside option** to earn 50 tokens (in which case the match is over).

Beware that you cannot accept the offered price p if it is strictly greater than your value B , otherwise your payoff becomes negative. When you accept the offer or take an outside option, your decision will be correctly carried with a 99.9% chance. With a 0.1% chance (1 in 1,000), however, a server computer overrides your decision and rejects the offer. This minuscule probability is merely introduced to preserve a *theoretical* possibility of reaching Round 2. Since this probability is negligible, overriding is unlikely to happen in the course of your participation.

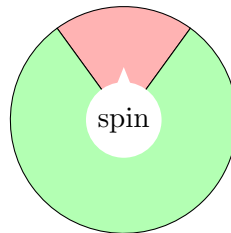


Figure 9: Spinning Wheel

Transition to Round 2: As described, when bargaining does not end in Round 1, the match continues to Round 2 with an 80% chance. Your screen presents a spinning wheel that consists of red area (20%) and green area (80%) as illustrated below. Once you click the Spin button, the wheel starts spinning. If the spinning wheel stops at the green area, the match continues. Otherwise, the match terminates. Note that the seller and buyer in the same match always see the same outcome from the wheel.

Your Task as a Seller in Round 2: Before submitting a new price offer, report how you believe the buyer's value, by filling out the following sentence.

I believe that the value of the buyer paired in this match is

70 with	a (----)% of chance,
240 with	a (----)% of chance,
500 with	a (----)% of chance.

The three numbers must sum up to 100. **The reported probabilities will appear in your decision screen but will not be shared with the buyer.**

Its sole objective is to help you think about an appropriate price offer. It is important to note that there are no advantages to indicating probabilities that differ from your true belief, so please report your belief as accurately as possible.

Note that the buyer's value of the asset (B) and the value of the outside option (50 tokens) will remain the same across rounds within a match.

Your Task as a Buyer in Round 2: Your screen will present the same figure as the one you had in Round 1 that indicates your value. Once the seller in your pair makes a price offer in Round 2, a red vertical arrow will appear on the figure. The position of the red arrow represents p . After that, decide whether to

- **accept** the offer and earn $(B - p)$,
- **reject** it and earn 0 tokens, or
- **take an outside option** to earn 50 tokens.

Beware that **the match will be over at the end of Round 2.**

Information Feedback

- At the end of each **round**, you will know the seller's price offer and the buyer's decision. If the buyer rejects the offer, you will know whether the match is continued to the next round or terminated.
- At the end of each **match**, you will know how many tokens you receive from the match.

Your Monetary Payments

At the end of the experiment, a computer will randomly select one match out of 10 for your payment. Every match has an equal chance to be selected for your payment, so it is in your best interest to take each match equally seriously. Participants will receive the amounts of tokens according to the outcome from the selected match with the exchange rate of 1 token = 1 HKD. Also, every participant will receive a **show-up fee of HKD 40.**

Completion of the Experiment

After the 10th match, the experiment will be over. You will be instructed to fill in the receipt for your payment. The amount you earn will be paid **electronically via the HKUST Autopay System to the bank account you provide to the Student Information System (SIS)**. The Finance Office of HKUST will arrange the auto-payment. An email notification will be sent to your HKUST email address on the pay date under the name of the sender "FOPSAP" (Finance Office Payment System Auto Payment).

Comprehension Check

To ensure your comprehension of the instructions, you will answer four multiple-choice questions. You can proceed only with all correct answers. Afterwards, you will participate in a practice match.

- Q1 Suppose you are a seller. Which of the followings is NOT TRUE? (a) I do not know how much the buyer values the asset. (b) If the buyer takes an outside option, I earn 50 tokens. (c) If I offer 440 tokens, and the buyer accepts it, then I earn $45p$ tokens. (d) If bargaining does not end in Round 1, then I can make a new offer with a 80% chance.
- Q2 Suppose you are a buyer, and the value of the asset is 500. Which of the followings is TRUE? (a) If I accept a price offer of 180 tokens, I earn 180 tokens. (b) If I take an outside option, I earn 550 tokens. (c) If I accept a price offer of 180 tokens, I earn 320 tokens. (d) In Round 2 of this match, the value of the asset will be different from 500.
- Q3 Suppose the price offer in Round 1 is rejected. Which of the followings CAN HAPPEN? (a) The match is terminated, and both the seller and the buyer earn 0 tokens. (b) The match is continued forever, even after continuous rejections. (c) The match is terminated, and each participant in the pair earns a half of value B . (d) The match initiates an open chat to negotiate.
- Q4 Suppose the first match is done. Which of the followings is TRUE? (a) It is almost sure that I will be paired with the same participant in the first match. (b) I may play another role different from what I did in the first match. (c) The buyer's value of the asset in the second match will be the same as the one in the first match. (d) My previous actions do not affect the value of the asset in the new match.

1 Practice Match and 10 Actual Matches

Thank you for paying attention to the instructions. Before you will play the 10 actual matches, you will have one practice match (Match #0) which is not relevant to your payment. Its objective is to get you familiar with the computer interface and the flow of the decisions in each round of a match. Once the practice match is over, it moves to the actual matches.